

2023 CANADIAN COUNTY ASSESSOR'S OFFICE REPORT TO THE EXCISE BOARD

07/26/2023

City/Village								
DISTRICT	DESCRIPTION	PERSONAL PROPERTY	REAL PROPERTY	PUBLIC SERVICE	TOTAL VALUATION	HOMESTEAD EXEMPTIONS	OTHER EXEMPTIONS	NET VALUATION
T010	CALUMET	314,764	2,485,308	1,223,702	4,023,774	72,559	24,055	3,927,160
T020	EL RENO	29,936,678	116,242,032	9,188,851	155,367,561	2,623,737	1,584,462	151,159,362
T030	GEARY	662,000	1,132,339	41,446	1,835,785	13,125	10,851	1,811,809
T040	MUSTANG	9,293,867	197,811,705	3,750,202	210,855,774	4,256,165	4,880,620	201,718,989
T050	OKARCHE	1,095,628	2,077,861	605,791	3,779,280	44,000	15,109	3,720,171
T060	OKLAHOMA CITY	90,218,447	969,811,878	44,969,156	1,104,999,481	16,672,146	27,449,744	1,060,877,591
T070	PIEDMONT	2,905,508	86,706,395	3,266,202	92,878,105	1,854,000	2,427,083	88,597,022
T080	UNION CITY	6,034,605	13,076,022	1,651,065	20,761,692	349,333	489,904	19,922,455
T090	YUKON	17,028,719	222,992,382	7,191,955	247,213,056	5,001,262	4,288,457	237,923,337
CITY/VILLAGE TOTAL VALUATION		157,490,216	1,612,335,922	71,888,370	1,841,714,508	30,886,327	41,170,285	1,769,657,896

Comm-College								
DISTRICT	DESCRIPTION	PERSONAL PROPERTY	REAL PROPERTY	PUBLIC SERVICE	TOTAL VALUATION	HOMESTEAD EXEMPTIONS	OTHER EXEMPTIONS	NET VALUATION
V002	CADDO-KIOWA	12,305,227	6,979,169	1,722,285	21,006,681	213,074	36,184	20,757,423
V006	CANADIAN VALLEY	334,759,680	1,685,593,135	105,749,380	2,126,102,195	32,181,637	42,394,029	2,051,526,529
V021	FRANCIS TUTTLE	89,515	37,881	12,221	139,617	2,000	0	137,617
V0210	FRANCIS TUTTLE	6,294	1,012,302	2,448	1,021,044	17,000	0	1,004,044
COMM-COLLEGE TOTAL VALUATION		347,160,716	1,693,622,487	107,486,334	2,148,269,537	32,413,711	42,430,213	2,073,425,613

County								
DISTRICT	DESCRIPTION	PERSONAL PROPERTY	REAL PROPERTY	PUBLIC SERVICE	TOTAL VALUATION	HOMESTEAD EXEMPTIONS	OTHER EXEMPTIONS	NET VALUATION
C001	CANADIAN COUNTY	386,831,365	1,705,438,858	111,132,369	2,203,402,592	32,646,836	42,464,201	2,128,291,555
COUNTY TOTAL VALUATION		386,831,365	1,705,438,858	111,132,369	2,203,402,592	32,646,836	42,464,201	2,128,291,555

Other								
DISTRICT	DESCRIPTION	PERSONAL PROPERTY	REAL PROPERTY	PUBLIC SERVICE	TOTAL VALUATION	HOMESTEAD EXEMPTIONS	OTHER EXEMPTIONS	NET VALUATION
E100	GEARY EMERGENCY MEDICAL	12,898,913	3,407,918	1,831,096	18,137,927	72,125	18,879	18,046,923
E200	LOOKEBA EMERGENCY MEDICA	434,220	15,159	2,242	451,621	0	0	451,621
E300	HINTON EMERGENCY MEDICAL	11,871,007	6,964,010	1,720,043	20,555,060	213,074	36,184	20,305,802

2023 CANADIAN COUNTY ASSESSOR'S OFFICE REPORT TO THE EXCISE BOARD

07/26/2023

E400	CASHION EMERGENCY MEDICA	6,294	1,012,302	2,448	1,021,044	17,000	0	1,004,044
F100	RICHLAND FIRE DISTRICT	168,967	8,814,684	302,423	9,286,074	0	0	9,286,074
T999	TIF EXCESS	0	0	0	0	0	0	0
OTHER TOTAL VALUATION		25,379,401	20,214,073	3,858,252	49,451,726	302,199	55,063	49,094,464

School

DISTRICT	DESCRIPTION	PERSONAL PROPERTY	REAL PROPERTY	PUBLIC SERVICE	TOTAL VALUATION	HOMESTEAD EXEMPTIONS	OTHER EXEMPTIONS	NET VALUATION
S002	MINCO	2,385,400	425,190	1,040,988	3,851,578	14,000	12,666	3,824,912
S006	DEER CREEK	89,515	37,881	12,221	139,617	2,000	0	137,617
S012	LOOKEBA-SICKLES	434,220	15,159	2,242	451,621	0	0	451,621
S022	PIEDMONT	12,126,588	231,337,159	7,548,995	251,012,742	4,224,750	6,340,902	240,447,090
S027	YUKON	69,688,440	552,113,155	28,828,279	650,629,874	10,664,145	12,246,788	627,718,941
S029	RIVERSIDE	12,894,827	20,871,879	1,934,399	35,701,105	261,500	169,883	35,269,722
S031	BANNER	27,691,389	52,368,826	4,980,210	85,040,425	618,017	1,493,688	82,928,720
S034	EL RENO	15,288,005	90,898,849	5,517,576	111,704,430	2,534,737	1,487,249	107,682,444
S057	UNION CITY	21,217,278	14,787,323	3,820,403	39,825,004	348,333	338,139	39,138,532
S069	MUSTANG	43,672,039	698,418,874	22,291,825	764,382,738	13,037,428	20,079,809	731,265,501
S070	DARLINGTON	20,849,311	6,089,000	1,503,390	28,441,701	147,668	94,202	28,199,831
S076	CALUMET	63,752,223	8,899,449	13,153,095	85,804,767	170,059	65,407	85,569,301
S080	GEARY	12,898,913	3,407,918	1,831,096	18,137,927	72,125	18,879	18,046,923
S089	CASHION	6,294	1,012,302	2,448	1,021,044	17,000	0	1,004,044
S105	OKARCHE	26,771,736	8,408,453	1,814,939	36,995,128	161,000	15,109	36,819,019
S161	HINTON	11,871,007	6,964,010	1,720,043	20,555,060	213,074	36,184	20,305,802
S162	MAPLE	45,194,180	9,383,431	15,130,220	69,707,831	161,000	65,296	69,481,535
SCHOOL TOTAL VALUATION		386,831,365	1,705,438,858	111,132,369	2,203,402,592	32,646,836	42,464,201	2,128,291,555

TIF-District

DISTRICT	DESCRIPTION	PERSONAL PROPERTY	REAL PROPERTY	PUBLIC SERVICE	TOTAL VALUATION	HOMESTEAD EXEMPTIONS	OTHER EXEMPTIONS	NET VALUATION
T342	TIF DISTRICT	51,228	604,904	0	656,132	1,000	0	655,132
TIF04	CROSSROADS POINTE TIF 4	233,123	615,643	0	848,766	0	0	848,766
TIF-DISTRICT TOTAL VALUATION		284,351	1,220,547	0	1,504,898	1,000	0	1,503,898

2023 CANADIAN COUNTY ASSESSOR'S OFFICE REPORT TO THE EXCISE BOARD

07/26/2023

I, MATT WEHMULLER, Assessor of CANADIAN County Oklahoma, do hereby certify that the foregoing is a true and correct statement of valuations for Real Estate, Personal Property, Public Service and Homestead Exemptions as certified by the State Board of Equalization and shown by the records in the County Assessor's office. Subscribed by my name and affixed the seal of the County Assessors office on this day of 07/26/2023.

State of Oklahoma)
) SS
CANADIAN County)

Matt Wehmuller

7-26-23
Date

MATT WEHMULLER
County Assessor
CANADIAN County

Seal

I, SHERRY MURRAY, County Clerk of CANADIAN County Oklahoma, do hereby certify that the above is a true, correct and complete list of the valuations of CANADIAN County Oklahoma as certified by the CANADIAN County Assessor's office.



Sherry Murray

SHERRY MURRAY
County Clerk
CANADIAN County

Excise Board:

Mark Hanson

[Signature]

8-1-2023
Date

Real	Count	Value
Agricultural	2	1,349
Commercial	36	743,057
Residential	262	1,740,902
Total Real Value	300	2,485,308

Homestead	71	72,559
Veteran	3	24,055
Other	0	0
Total Exempt	76	96,614

TIF Increment Value

Net Assessed 2,388,694

Net Assessed Under Protest

Senior Freeze	11	74,479
Capped Parcels	256	1,455,834

Personal	Count	Value
Agricultural	1	17,438
Commercial	28	275,773
Mobile Home	7	21,553
Total Personal	36	314,764

Total Exempt 0 0

TIF Increment Value

Net Assessed 314,764

Net Assessed Under Protest

Public Service	Count	Value
Total PS Value	15	1,223,702

TIF Increment Value

Net Assessed 1,223,702

District Totals

Total Gross Value 4,023,774

Homestead Loss 72,559

Other Exemption Loss 24,055

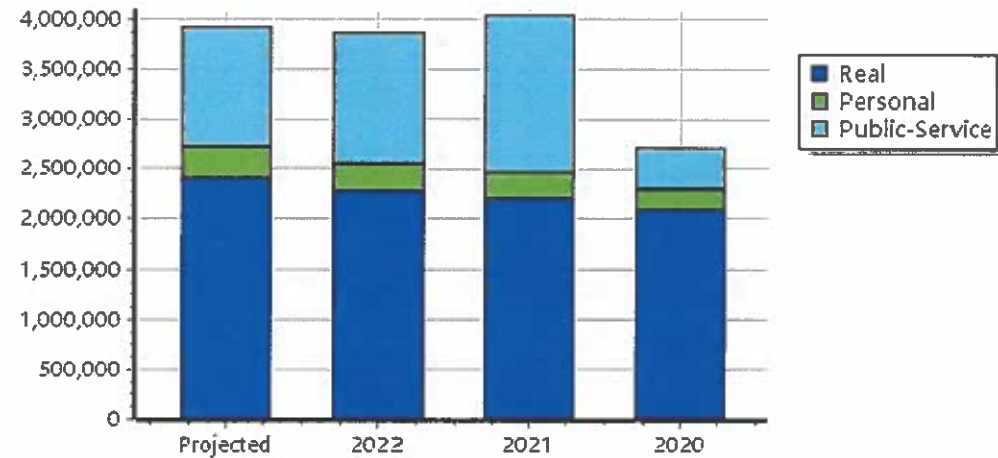
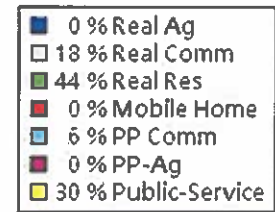
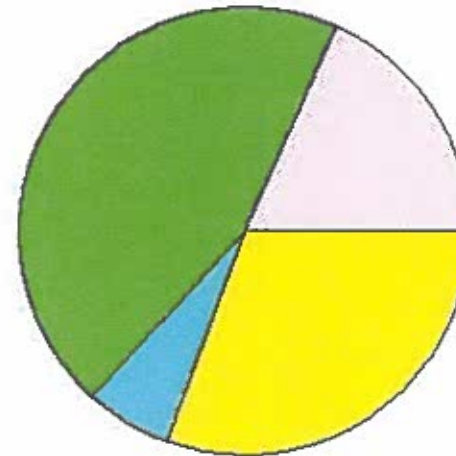
TIF Increment Value

Retained TIF Value


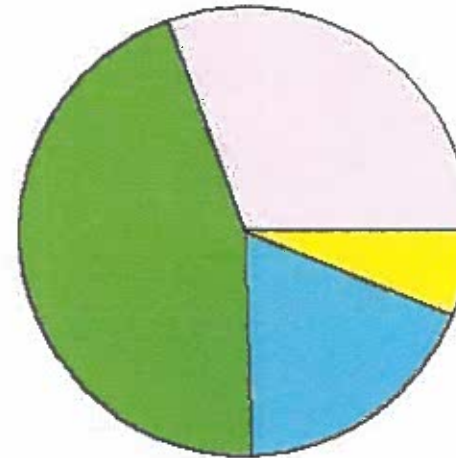
Net Assessed Value 3,927,160

Net Assessed Under Protest

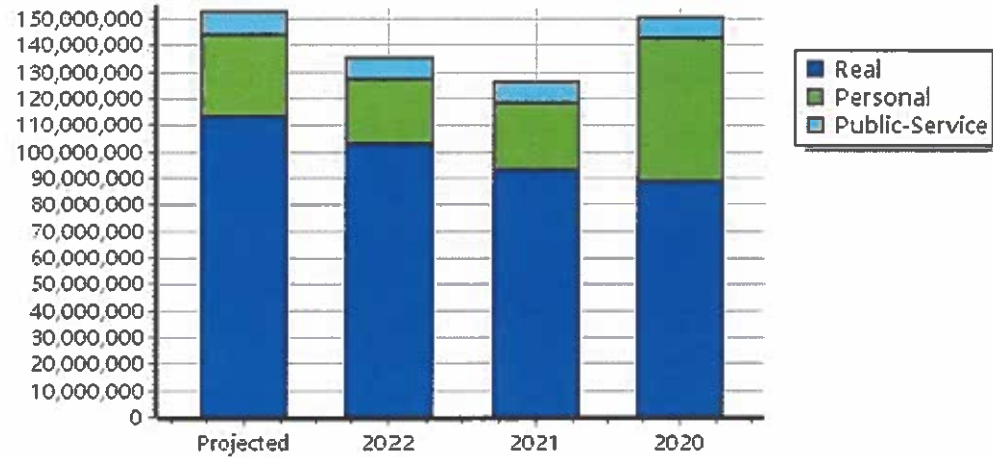
* Public Service Protests Values are not included on this report.



Real	Count	Value
Agricultural	101	307,615
Commercial	721	47,382,051
Residential	6,503	69,772,913
Total Real Value	7,325	117,462,579
Homestead	2,537	2,624,737
Veteran	85	1,524,462
Other	2	60,000
Total Exempt	2,724	4,209,199
TIF Increment Value		1,219,547
Net Assessed		112,033,833
Net Assessed Under Protest		
Senior Freeze	461	3,229,165
Capped Parcels	6,055	46,504,622



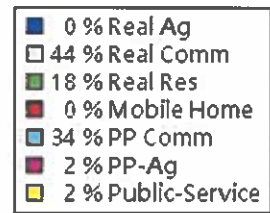
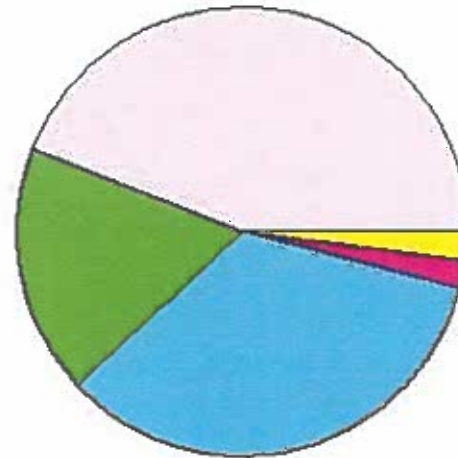
Personal	Count	Value
Agricultural	61	286,166
Commercial	786	28,806,806
Mobile Home	453	1,140,257
Total Personal	1,300	30,233,229
Total Exempt	12	12,200
TIF Increment Value		284,351
Net Assessed		29,936,678
Net Assessed Under Protest		
Public Service	Count	Value
Total PS Value	60	9,188,851
TIF Increment Value		0
Net Assessed		9,188,851



District Totals	
Total Gross Value	156,884,659
Homestead Loss	2,624,737
Other Exemption Loss	1,596,662
TIF Increment Value	1,503,898
Retained TIF Value	
Net Assessed Value	151,159,362
Net Assessed Under Protest	
* Public Service Protests Values are not included on this report.	

TIF Project Summary						
Code	Description	Expires	Base Value	Increment Value	Retained Inc	Total Value
2	ORIGINAL TOWN EL RENO	2099	893,793	655,132		1,548,925
4	CROSSROADS POINTE	2099	52,840	848,766		901,606
Total TIF Valuation :			946,633	1,503,898	0	2,450,531

Real	Count	Value
Agricultural	1	218
Commercial	20	807,451
Residential	67	324,670
Total Real Value	88	1,132,339
Homestead	14	13,125
Veteran	1	10,851
Other	0	0
Total Exempt	15	23,976



TIF Increment Value

Net Assessed 1,108,363

Net Assessed Under Protest

Senior Freeze	2	6,902
Capped Parcels	94	718,191

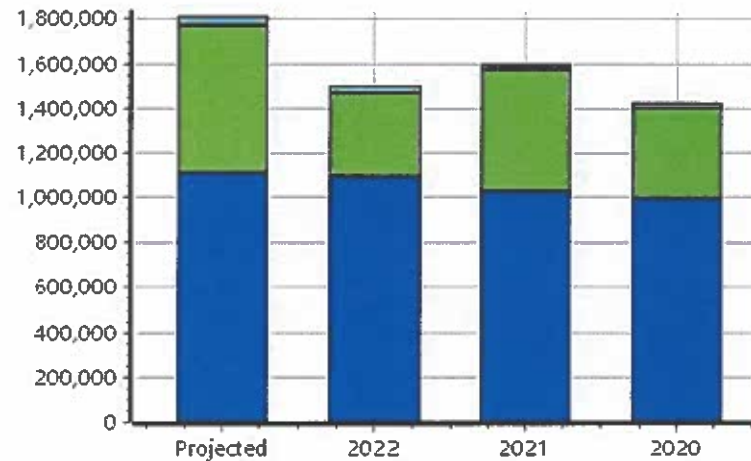
Personal	Count	Value
Agricultural	1	25,790
Commercial	31	624,408
Mobile Home	6	11,802
Total Personal	38	662,000
Total Exempt	0	0

TIF Increment Value

Net Assessed 662,000

Net Assessed Under Protest

Public Service	Count	Value
Total PS Value	4	41,446
TIF Increment Value		
Net Assessed		41,446

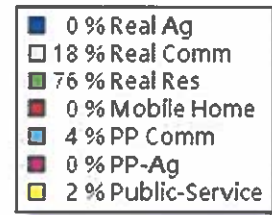
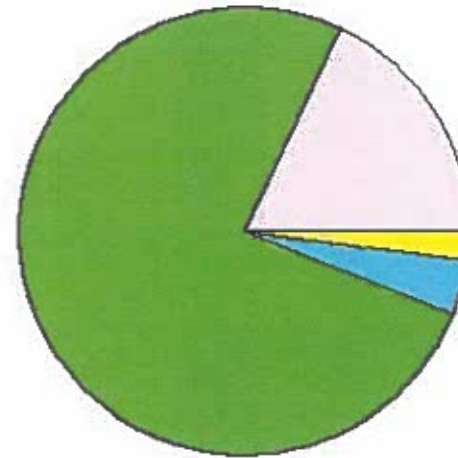


District Totals	
Total Gross Value	1,835,785
Homestead Loss	13,125
Other Exemption Loss	10,851
TIF Increment Value	
Retained TIF Value	
Net Assessed Value	1,811,809

Net Assessed Under Protest

* Public Service Protests Values are not included on this report.

Real	Count	Value
Agricultural	10	110,726
Commercial	412	36,909,431
Residential	7,778	160,791,548
Total Real Value	8,200	197,811,705
Homestead	4,209	4,256,165
Veteran	193	4,850,727
Other	1	29,893
Total Exempt	4,458	9,136,785



TIF Increment Value

Net Assessed 188,674,920

Net Assessed Under Protest

Senior Freeze	634	5,973,610
Capped Parcels	6,680	54,294,326

Personal	Count	Value
Agricultural	24	527,711
Commercial	580	8,746,194
Mobile Home	9	20,562
Total Personal	613	9,294,467
Total Exempt	3	600

TIF Increment Value

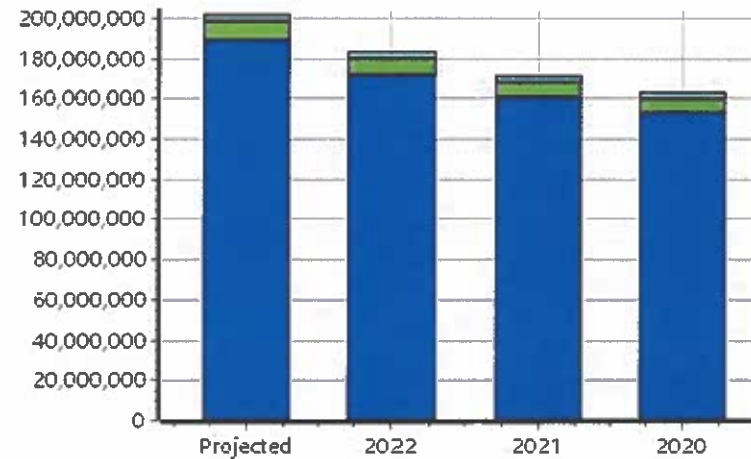
Net Assessed 9,293,867

Net Assessed Under Protest

Public Service	Count	Value
Total PS Value	12	3,750,202

TIF Increment Value

Net Assessed 3,750,202



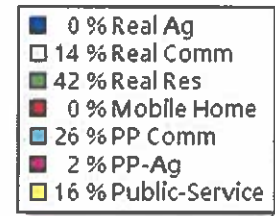
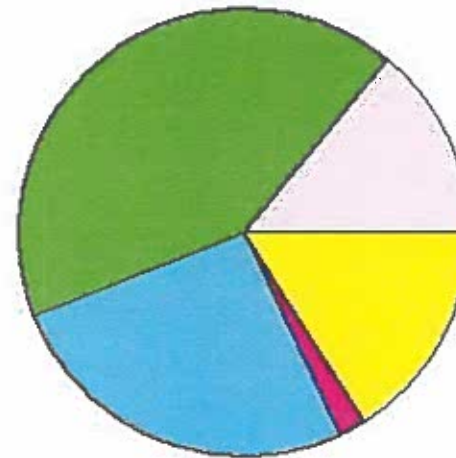
District Totals

Total Gross Value	210,856,374
Homestead Loss	4,256,165
Other Exemption Loss	4,881,220
TIF Increment Value	
Retained TIF Value	
Net Assessed Value	201,718,989

Net Assessed Under Protest

* Public Service Protests Values are not included on this report.

Real	Count	Value
Agricultural	0	0
Commercial	33	503,833
Residential	130	1,574,028
Total Real Value	163	2,077,861
Homestead	43	44,000
Veteran	1	15,109
Other	0	0
Total Exempt	45	59,109



TIF Increment Value

Net Assessed 2,018,752

Net Assessed Under Protest

Senior Freeze	7	70,664
Capped Parcels	143	882,870

Personal	Count	Value
Agricultural	4	76,319
Commercial	28	1,010,660
Mobile Home	5	8,649
Total Personal	37	1,095,628
Total Exempt	0	0

TIF Increment Value

Net Assessed 1,095,628

Net Assessed Under Protest

Public Service	Count	Value
Total PS Value	12	605,791

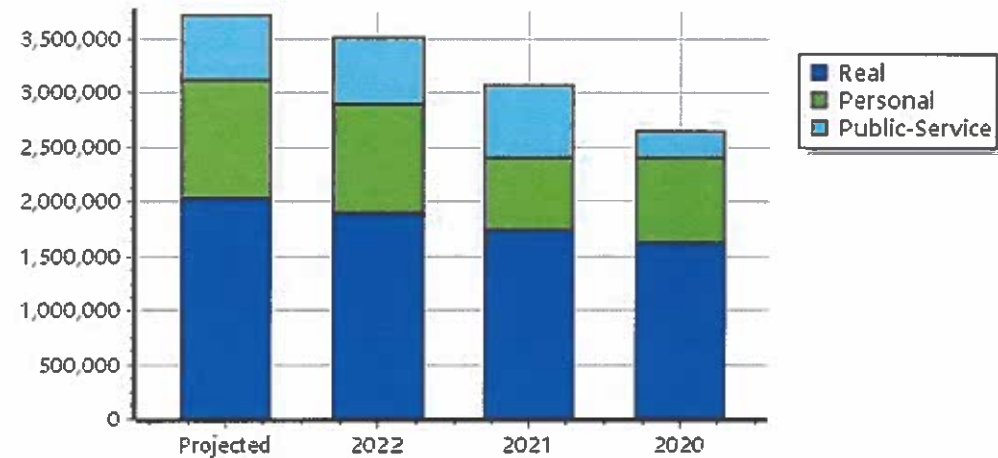
TIF Increment Value

Net Assessed 605,791


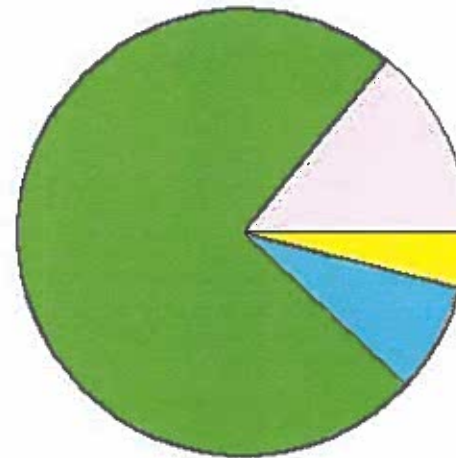
District Totals

Total Gross Value	3,779,280
Homestead Loss	44,000
Other Exemption Loss	15,109
TIF Increment Value	
Retained TIF Value	
Net Assessed Value	3,720,171

Net Assessed Under Protest
 * Public Service Protests Values are not included on this report.



Real	Count	Value
Agricultural	367	6,298,987
Commercial	821	154,101,641
Residential	35,605	809,411,250
Total Real Value	36,793	969,811,878
Homestead	16,548	16,672,146
Veteran	875	27,419,744
Other	1	30,000
Total Exempt	17,558	44,121,890



TIF Increment Value

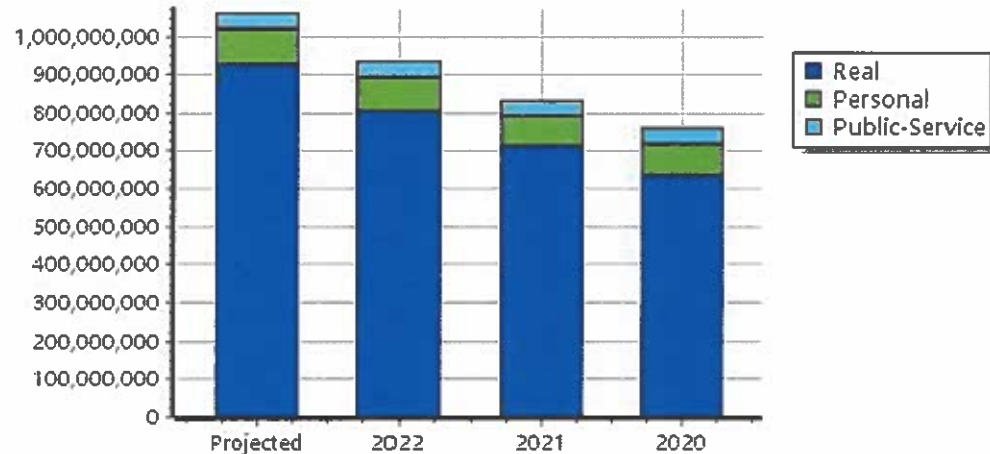
Net Assessed		925,689,988
Net Assessed Under Protest		
Senior Freeze	1,606	15,496,966
Capped Parcels	25,427	220,563,902

Personal	Count	Value
Agricultural	266	787,581
Commercial	1,208	85,663,207
Mobile Home	1,234	3,850,261
Total Personal	2,708	90,301,049
Total Exempt	59	82,602

TIF Increment Value

Net Assessed		90,218,447
Net Assessed Under Protest		

Public Service	Count	Value
Total PS Value	55	44,969,156
TIF Increment Value		
Net Assessed		44,969,156



District Totals	
Total Gross Value	1,105,082,083
Homestead Loss	16,672,146
Other Exemption Loss	27,532,346
TIF Increment Value	
Retained TIF Value	
Net Assessed Value	1,060,877,591
Net Assessed Under Protest	

* Public Service Protests Values are not included on this report.

Real	Count	Value
Agricultural	54	768,623
Commercial	94	4,260,178
Residential	3,074	81,677,594
Total Real Value	3,222	86,706,395
Homestead	1,845	1,854,000
Veteran	73	2,427,083
Other	0	0
Total Exempt	1,929	4,281,083

TIF Increment Value

Net Assessed 82,425,312

Net Assessed Under Protest

Senior Freeze	184	1,985,104
Capped Parcels	2,537	25,683,068

Personal	Count	Value
Agricultural	48	307,896
Commercial	186	2,597,961
Mobile Home	0	0
Total Personal	234	2,905,857
Total Exempt	2	349

TIF Increment Value

Net Assessed 2,905,508

Net Assessed Under Protest

Public Service	Count	Value
Total PS Value	15	3,266,202

TIF Increment Value

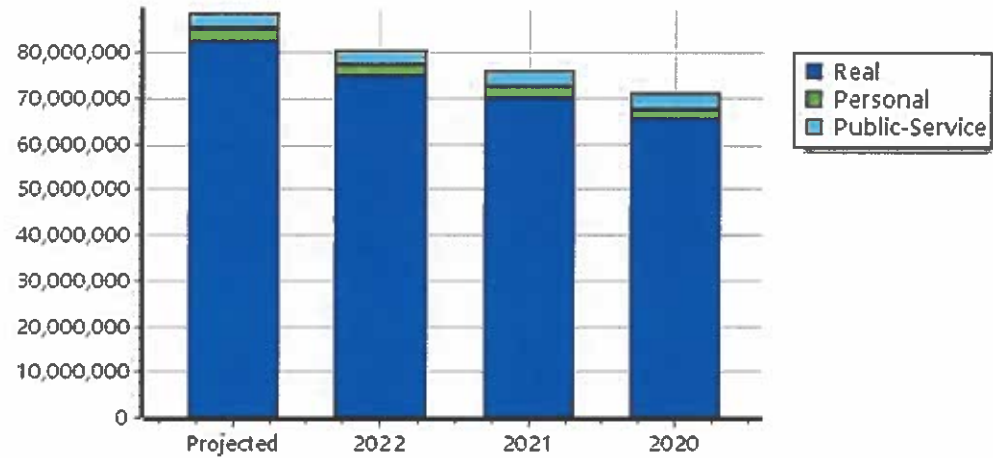
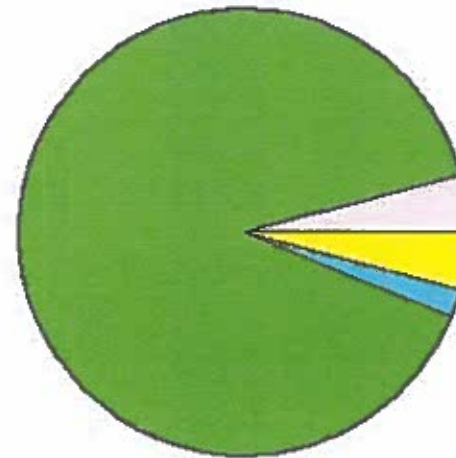
Net Assessed 3,266,202

District Totals


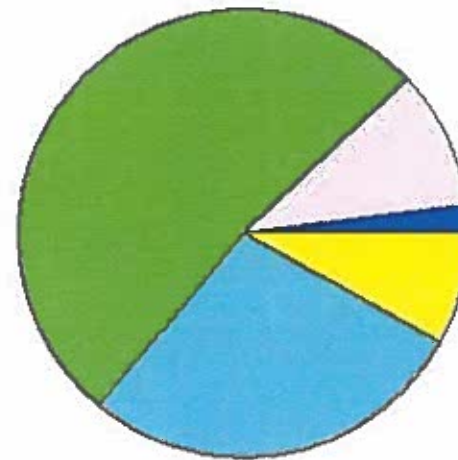
Total Gross Value	92,878,454
Homestead Loss	1,854,000
Other Exemption Loss	2,427,432
TIF Increment Value	
Retained TIF Value	
Net Assessed Value	88,597,022

Net Assessed Under Protest

* Public Service Protests Values are not included on this report.



Real	Count	Value
Agricultural	20	208,094
Commercial	47	2,010,097
Residential	627	10,857,831
Total Real Value	694	13,076,022
Homestead	345	349,333
Veteran	21	489,904
Other	0	0
Total Exempt	371	839,237



TIF Increment Value

Net Assessed 12,236,785

Net Assessed Under Protest

Senior Freeze	33	264,016
Capped Parcels	681	3,885,469

Personal	Count	Value
Agricultural	30	106,217
Commercial	67	5,886,902
Mobile Home	25	42,706
Total Personal	122	6,035,825
Total Exempt	7	1,220

TIF Increment Value

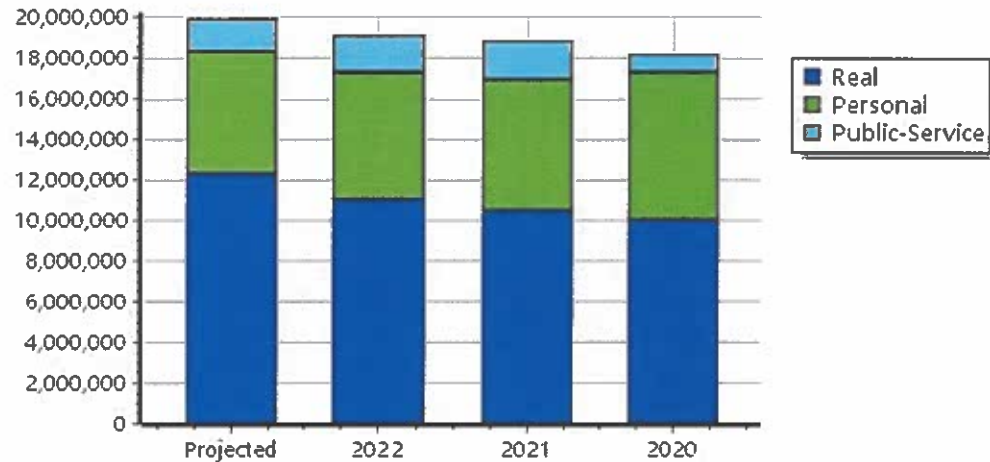
Net Assessed 6,034,605

Net Assessed Under Protest

Public Service	Count	Value
Total PS Value	30	1,651,065

TIF Increment Value

Net Assessed 1,651,065



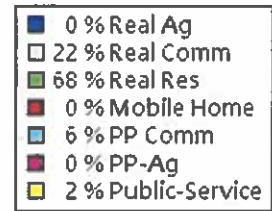
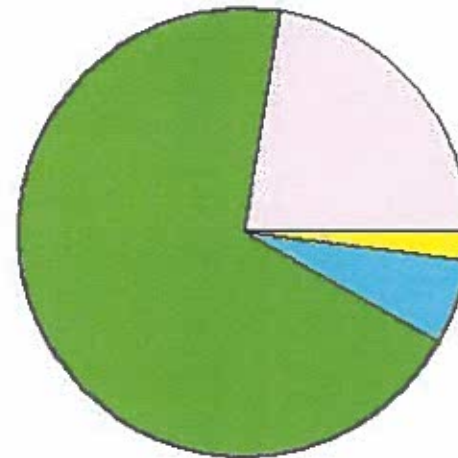
District Totals

Total Gross Value	20,762,912
Homestead Loss	349,333
Other Exemption Loss	491,124
TIF Increment Value	
Retained TIF Value	
Net Assessed Value	19,922,455

Net Assessed Under Protest

* Public Service Protests Values are not included on this report.

Real	Count	Value
Agricultural	34	322,220
Commercial	575	55,593,952
Residential	8,810	167,076,210
Total Real Value	9,419	222,992,382
Homestead	4,929	5,001,262
Veteran	184	4,198,457
Other	3	90,000
Total Exempt	5,198	9,289,719



TIF Increment Value

Net Assessed 213,702,663

Net Assessed Under Protest

Senior Freeze	940	9,091,924
Capped Parcels	7,725	87,463,014

Personal	Count	Value
Agricultural	32	187,764
Commercial	839	16,562,150
Mobile Home	172	288,585
Total Personal	1,043	17,038,499
Total Exempt	10	9,780

TIF Increment Value

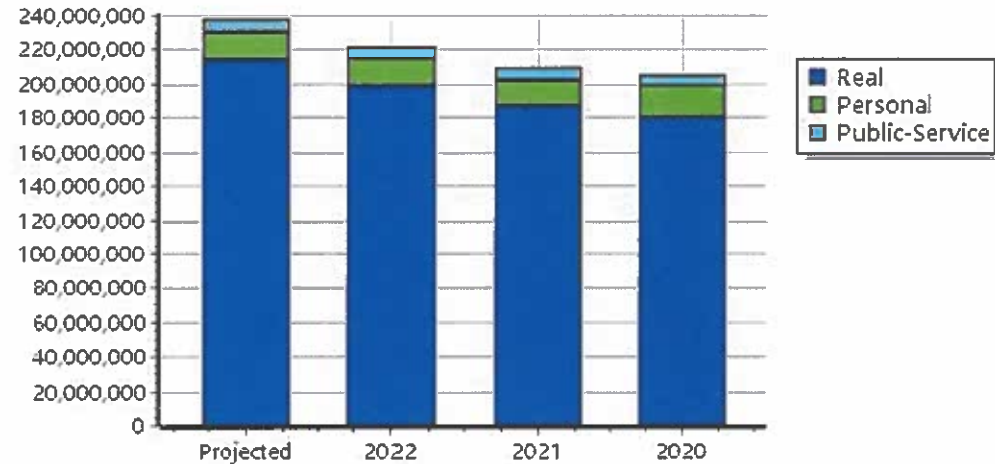
Net Assessed 17,028,719

Net Assessed Under Protest

Public Service	Count	Value
Total PS Value	25	7,191,955

TIF Increment Value

Net Assessed 7,191,955



District Totals

Total Gross Value	247,222,836
Homestead Loss	5,001,262
Other Exemption Loss	4,298,237

TIF Increment Value

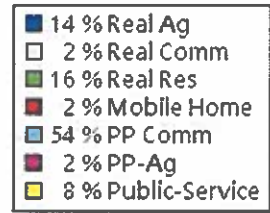
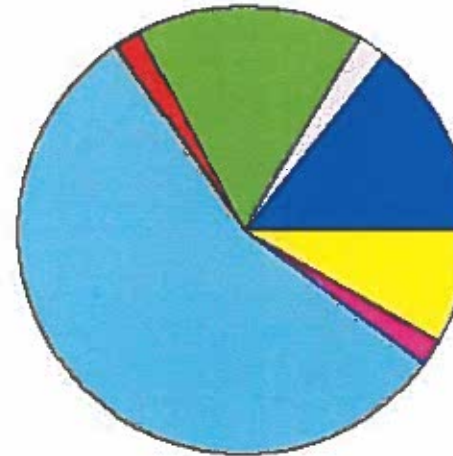
Retained TIF Value

Net Assessed Value 237,923,337

Net Assessed Under Protest

* Public Service Protests Values are not included on this report.

Real	Count	Value
Agricultural	477	2,937,545
Commercial	13	595,444
Residential	1,029	3,446,180
Total Real Value	1,519	6,979,169
Homestead	206	213,074
Veteran	7	36,184
Other	0	0
Total Exempt	225	249,258



TIF Increment Value

Net Assessed 6,729,911

Net Assessed Under Protest

Senior Freeze	41	124,766
Capped Parcels	783	1,401,680

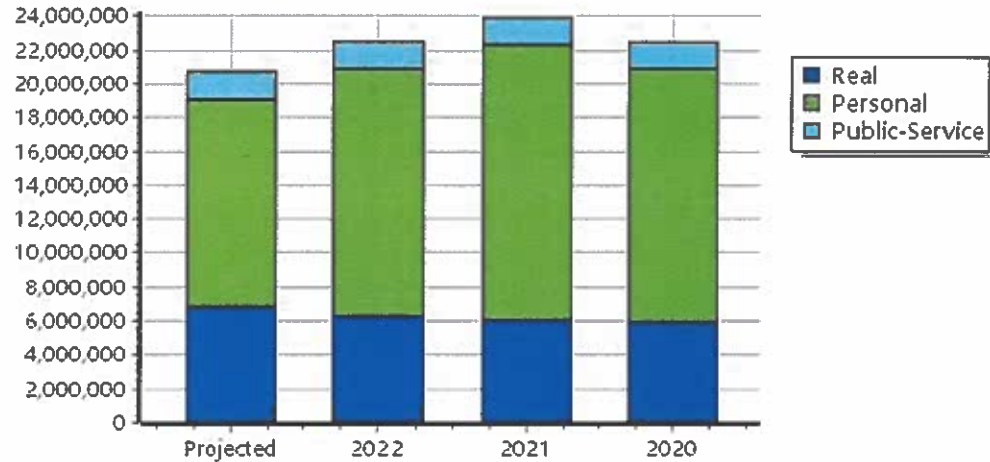
Personal	Count	Value
Agricultural	56	581,072
Commercial	37	11,451,358
Mobile Home	69	273,597
Total Personal	162	12,306,027
Total Exempt	4	800

TIF Increment Value

Net Assessed 12,305,227

Net Assessed Under Protest

Public Service	Count	Value
Total PS Value	17	1,722,285
TIF Increment Value		
Net Assessed		1,722,285



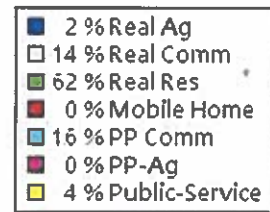
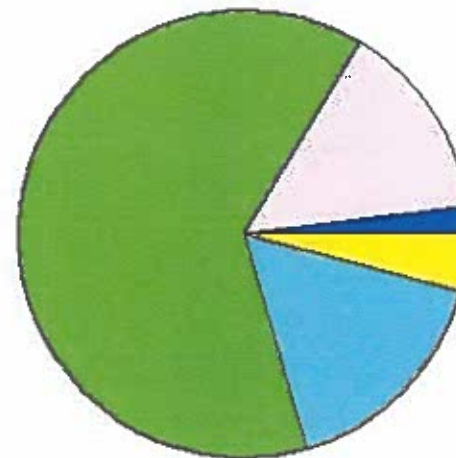
District Totals

Total Gross Value	21,007,481
Homestead Loss	213,074
Other Exemption Loss	36,984
TIF Increment Value	
Retained TIF Value	
Net Assessed Value	20,757,423

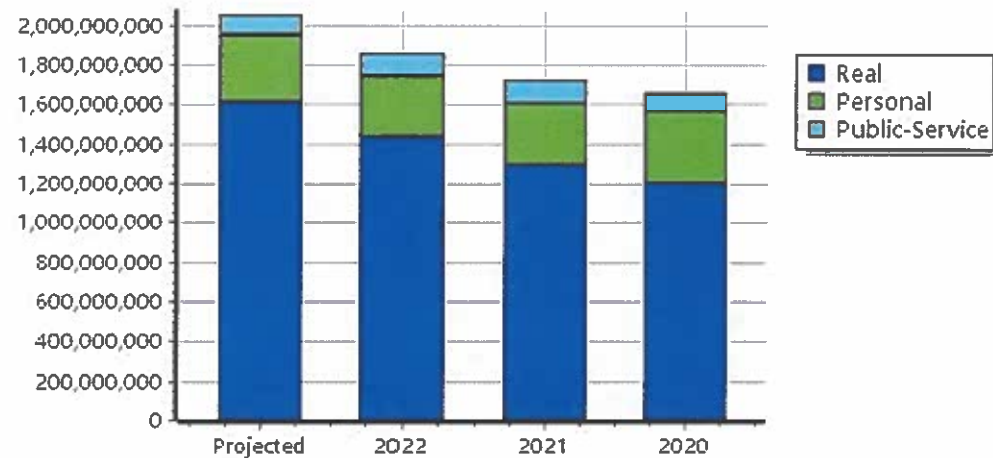
Net Assessed Under Protest

* Public Service Protests Values are not included on this report.

Real	Count	Value
Agricultural	4,997	36,991,659
Commercial	2,912	315,390,819
Residential	64,716	1,334,431,204
Total Real Value	72,625	1,686,813,682
Homestead	31,829	32,182,637
Veteran	1,476	42,184,136
Other	7	209,893
Total Exempt	33,719	74,576,666
TIF Increment Value		1,219,547
Net Assessed		1,611,017,469
Net Assessed Under Protest		
Senior Freeze	4,032	37,527,559
Capped Parcels	52,328	458,159,428



Personal	Count	Value
Agricultural	1,078	6,264,968
Commercial	4,362	322,588,575
Mobile Home	2,176	6,327,210
Total Personal	7,616	335,180,753
Total Exempt	185	136,722
TIF Increment Value		284,351
Net Assessed		334,759,680
Net Assessed Under Protest		
Public Service	Count	Value
Total PS Value	375	105,749,380
TIF Increment Value		0
Net Assessed		105,749,380

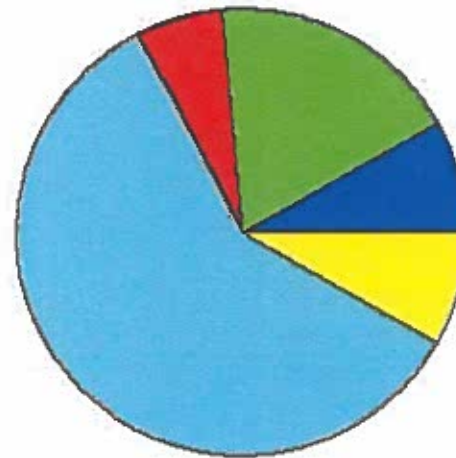


District Totals	
Total Gross Value	2,127,743,815
Homestead Loss	32,182,637
Other Exemption Loss	42,530,751
TIF Increment Value	1,503,898
Retained TIF Value	
Net Assessed Value	2,051,526,529
Net Assessed Under Protest	

TIF Project Summary						
Code	Description	Expires	Base Value	Increment Value	Retained Inc	Total Value
2	ORIGINAL TOWN EL RENO	2099	893,793	655,132		1,548,925
4	CROSSROADS POINTE	2099	52,840	848,766		901,606
Total TIF Valuation :			946,633	1,503,898	0	2,450,531

* Public Service Protests Values are not included on this report.

Real	Count	Value
Agricultural	9	12,397
Commercial	0	0
Residential	5	25,484
Total Real Value	14	37,881
Homestead	2	2,000
Veteran	0	0
Other	0	0
Total Exempt	2	2,000



8 % Real Ag
0 % Real Comm
18 % Real Res
6 % Mobile Home
58 % PP Comm
0 % PP-Ag
8 % Public-Service

TIF Increment Value

Net Assessed 35,881

Net Assessed Under Protest

Senior Freeze	1	10,178
Capped Parcels	6	35,373

Personal	Count	Value
Agricultural	1	1,229
Commercial	7	79,995
Mobile Home	2	8,291
Total Personal	10	89,515
Total Exempt	0	0

TIF Increment Value

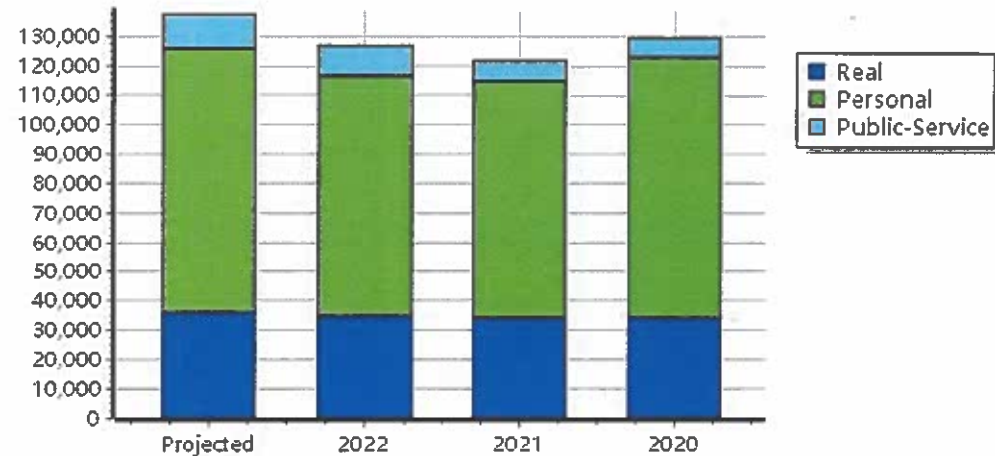
Net Assessed 89,515

Net Assessed Under Protest

Public Service	Count	Value
Total PS Value	5	12,221

TIF Increment Value

Net Assessed 12,221



District Totals

Total Gross Value	139,617
Homestead Loss	2,000
Other Exemption Loss	0

TIF Increment Value

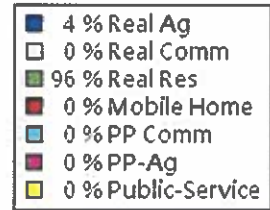

Retained TIF Value

Net Assessed Value 137,617

Net Assessed Under Protest

* Public Service Protests Values are not included on this report.

Real	Count	Value
Agricultural	1	33,403
Commercial	0	0
Residential	48	978,899
Total Real Value	49	1,012,302
Homestead	16	17,000
Veteran	0	0
Other	0	0
Total Exempt	17	17,000



TIF Increment Value

Net Assessed 995,302

Net Assessed Under Protest

Senior Freeze	2	12,820
Capped Parcels	38	136,537

Personal	Count	Value
Agricultural	1	701
Commercial	5	5,593
Mobile Home	0	0
Total Personal	6	6,294
Total Exempt	0	0

TIF Increment Value

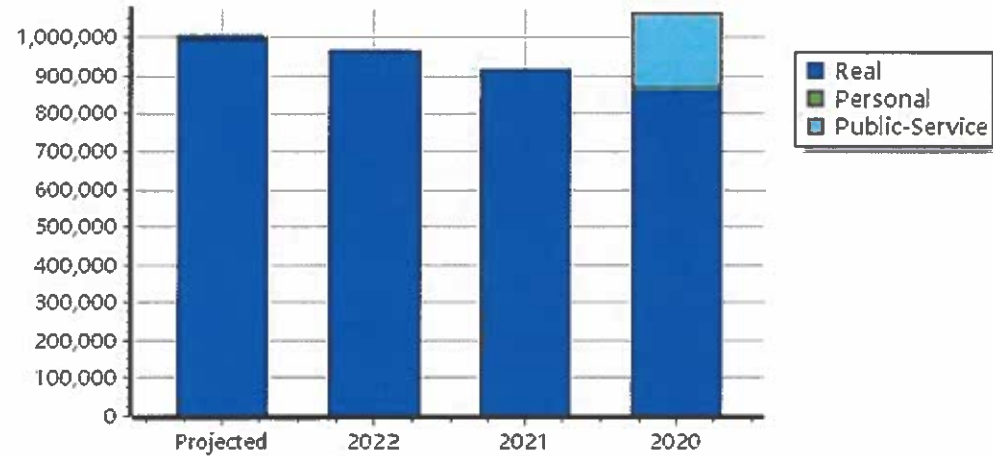
Net Assessed 6,294

Net Assessed Under Protest

Public Service	Count	Value
Total PS Value	6	2,448

TIF Increment Value

Net Assessed 2,448



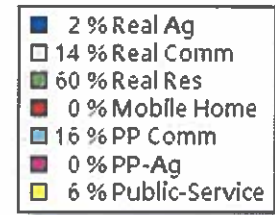
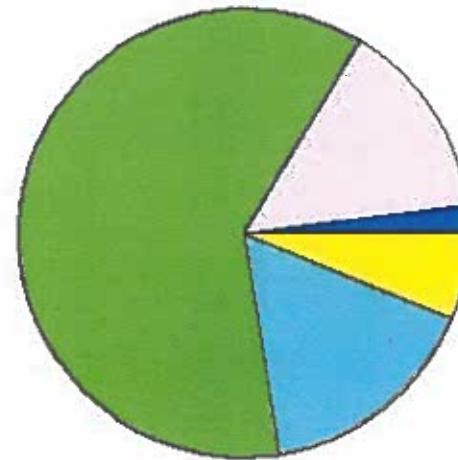
District Totals

Total Gross Value	1,021,044
Homestead Loss	17,000
Other Exemption Loss	0
TIF Increment Value	
Retained TIF Value	
Net Assessed Value	1,004,044

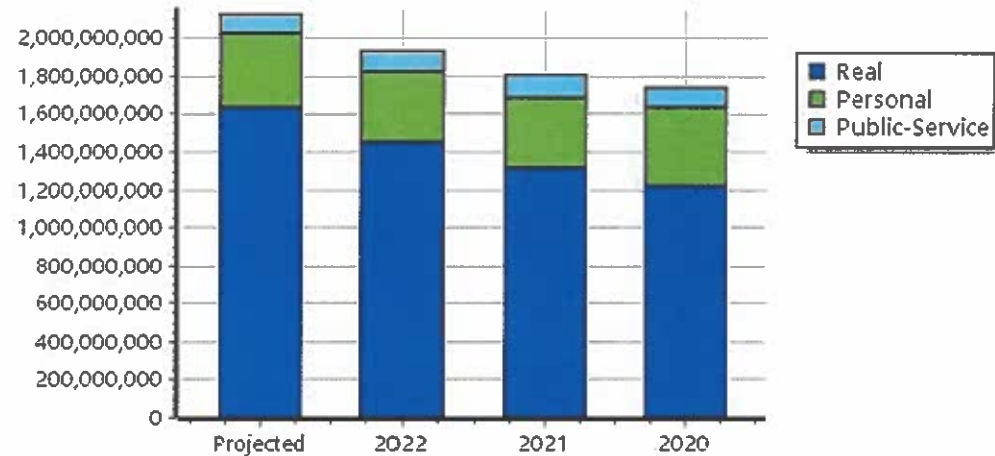
Net Assessed Under Protest

* Public Service Protests Values are not included on this report.

Real	Count	Value
Agricultural	6,353	45,254,021
Commercial	2,996	318,197,684
Residential	66,208	1,343,207,700
Total Real Value	75,557	1,706,659,405
Homestead	32,285	32,647,836
Veteran	1,486	42,254,308
Other	7	209,893
Total Exempt	34,200	75,112,037
TIF Increment Value		1,219,547
Net Assessed		1,630,327,821
Net Assessed Under Protest		
Senior Freeze	4,100	37,830,936
Capped Parcels	53,893	463,367,101



Personal	Count	Value
Agricultural	1,294	8,374,817
Commercial	4,524	372,153,892
Mobile Home	2,298	6,730,895
Total Personal	8,116	387,259,604
Total Exempt	216	143,888
TIF Increment Value		284,351
Net Assessed		386,831,365
Net Assessed Under Protest		
Public Service	Count	Value
Total PS Value	444	111,132,369
TIF Increment Value		0
Net Assessed		111,132,369



District Totals	
Total Gross Value	2,205,051,378
Homestead Loss	32,647,836
Other Exemption Loss	42,608,089
TIF Increment Value	1,503,898
Retained TIF Value	
Net Assessed Value	2,128,291,555
Net Assessed Under Protest	

TIF Project Summary						
Code	Description	Expires	Base Value	Increment Value	Retained Inc	Total Value
2	ORIGINAL TOWN EL RENO	2099	893,793	655,132		1,548,925
4	CROSSROADS POINTE	2099	52,840	848,766		901,606
Total TIF Valuation :			946,633	1,503,898	0	2,450,531

* Public Service Protests Values are not included on this report.

Real	Count	Value
Agricultural	365	1,880,216
Commercial	22	600,139
Residential	143	927,563
Total Real Value	530	3,407,918
Homestead	72	72,125
Veteran	2	18,879
Other	0	0
Total Exempt	75	91,004

TIF Increment Value

Net Assessed 3,316,914

Net Assessed Under Protest

Senior Freeze	12	67,755
Capped Parcels	282	1,023,994

Personal	Count	Value
Agricultural	41	391,877
Commercial	25	12,464,202
Mobile Home	13	44,097
Total Personal	79	12,900,176
Total Exempt	7	1,263

TIF Increment Value

Net Assessed 12,898,913

Net Assessed Under Protest

Public Service	Count	Value
Total PS Value	16	1,831,096

TIF Increment Value

Net Assessed 1,831,096

District Totals

Total Gross Value	18,139,190
Homestead Loss	72,125
Other Exemption Loss	20,142

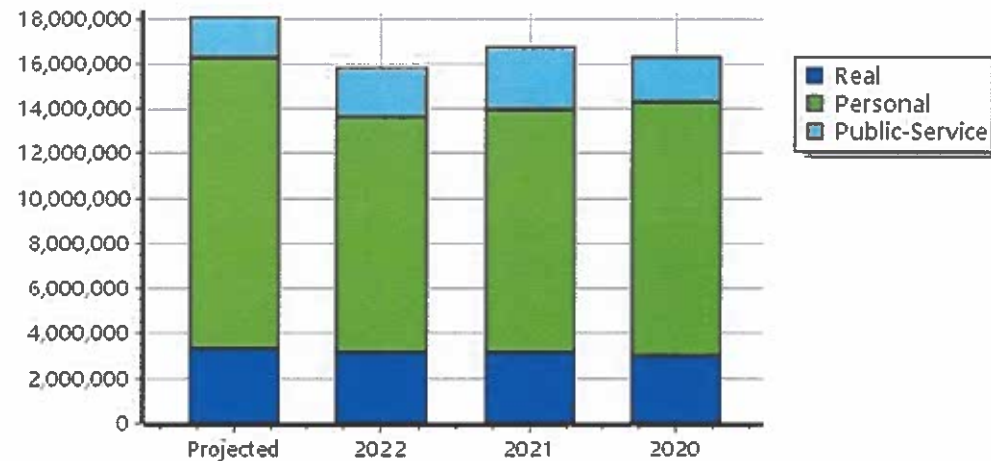
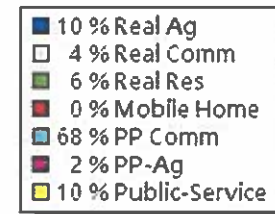
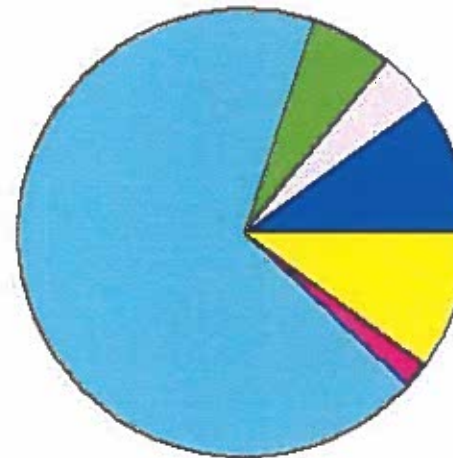
TIF Increment Value

Retained TIF Value

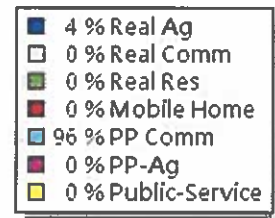

Net Assessed Value 18,046,923

Net Assessed Under Protest

* Public Service Protests Values are not included on this report.



Real	Count	Value
Agricultural	8	15,159
Commercial	0	0
Residential	0	0
Total Real Value	8	15,159
Homestead	0	0
Veteran	0	0
Other	0	0
Total Exempt	0	0



TIF Increment Value

Net Assessed 15,159

Net Assessed Under Protest

Senior Freeze 0 0
Capped Parcels 0 0

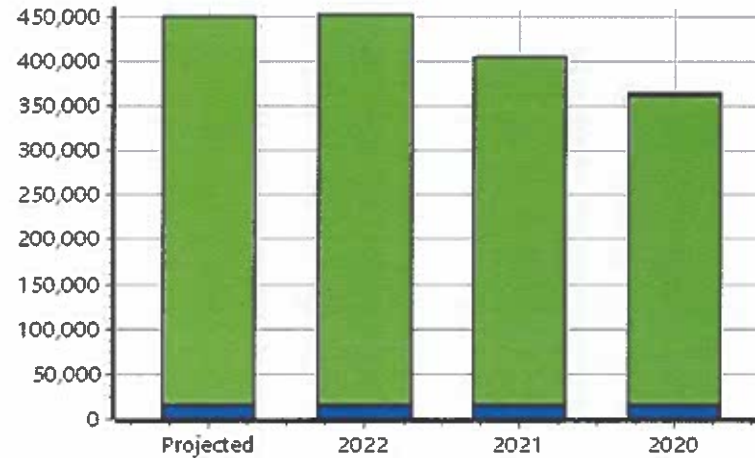
Personal	Count	Value
Agricultural	0	0
Commercial	4	434,220
Mobile Home	0	0
Total Personal	4	434,220
Total Exempt	0	0

TIF Increment Value

Net Assessed 434,220

Net Assessed Under Protest

Public Service	Count	Value
Total PS Value	2	2,242
TIF Increment Value		
Net Assessed		2,242



District Totals

Total Gross Value	451,621
Homestead Loss	0
Other Exemption Loss	0
TIF Increment Value	
Retained TIF Value	
Net Assessed Value	451,621

Net Assessed Under Protest

* Public Service Protests Values are not included on this report.

Real	Count	Value
Agricultural	469	2,922,386
Commercial	13	595,444
Residential	1,029	3,446,180
Total Real Value	1,511	6,964,010
Homestead	206	213,074
Veteran	7	36,184
Other	0	0
Total Exempt	225	249,258

TIF Increment Value

Net Assessed 6,714,752

Net Assessed Under Protest

Senior Freeze	41	124,766
Capped Parcels	783	1,401,680

Personal	Count	Value
Agricultural	56	581,072
Commercial	33	11,017,138
Mobile Home	69	273,597
Total Personal	158	11,871,807
Total Exempt	4	800

TIF Increment Value

Net Assessed 11,871,007

Net Assessed Under Protest

Public Service	Count	Value
Total PS Value	15	1,720,043

TIF Increment Value

Net Assessed 1,720,043

District Totals

Total Gross Value	20,555,860
Homestead Loss	213,074
Other Exemption Loss	36,984

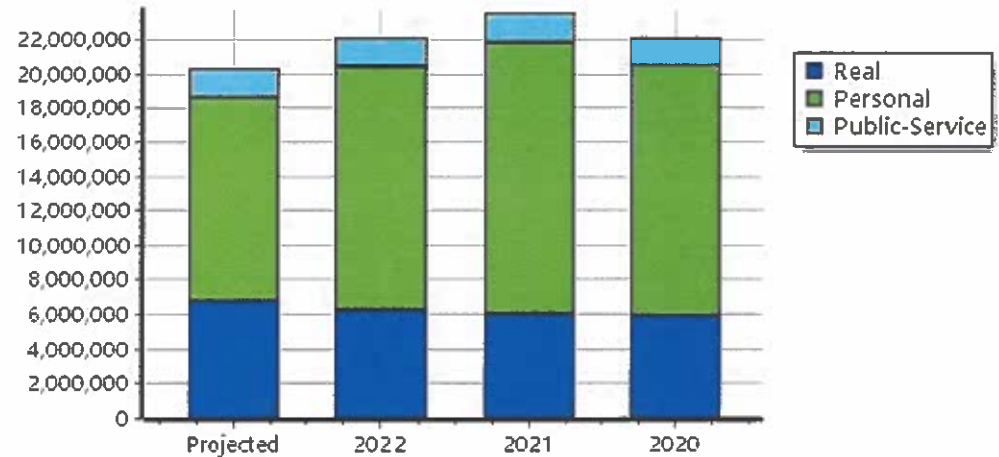
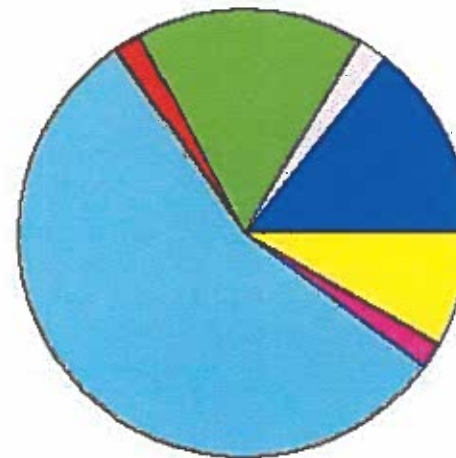
TIF Increment Value

Retained TIF Value

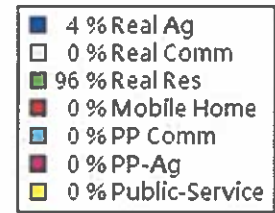

Net Assessed Value 20,305,802

Net Assessed Under Protest

* Public Service Protests Values are not included on this report.



Real	Count	Value
Agricultural	1	33,403
Commercial	0	0
Residential	48	978,899
Total Real Value	49	1,012,302
Homestead	16	17,000
Veteran	0	0
Other	0	0
Total Exempt	17	17,000



TIF Increment Value

Net Assessed 995,302

Net Assessed Under Protest

Senior Freeze	2	12,820
Capped Parcels	38	136,537

Personal	Count	Value
Agricultural	1	701
Commercial	5	5,593
Mobile Home	0	0
Total Personal	6	6,294
Total Exempt	0	0

TIF Increment Value

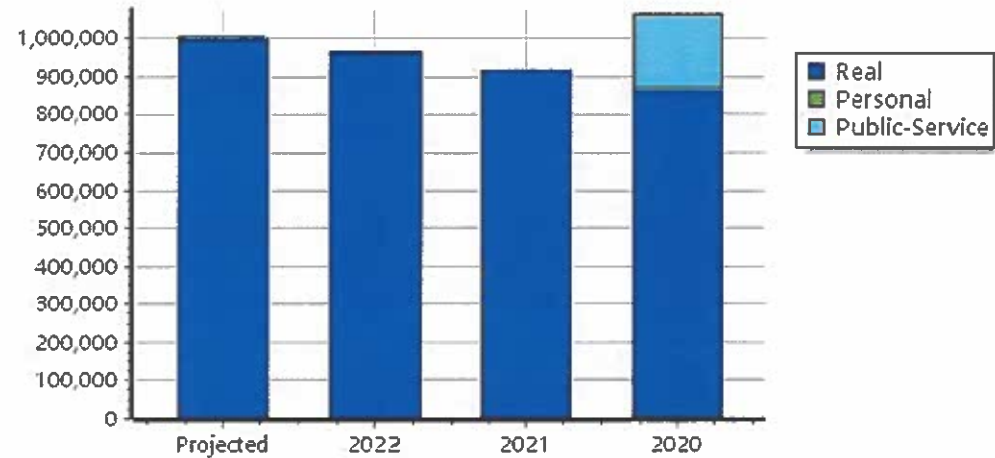
Net Assessed 6,294

Net Assessed Under Protest

Public Service	Count	Value
Total PS Value	6	2,448

TIF Increment Value

Net Assessed 2,448



District Totals

Total Gross Value	1,021,044
Homestead Loss	17,000
Other Exemption Loss	0

TIF Increment Value

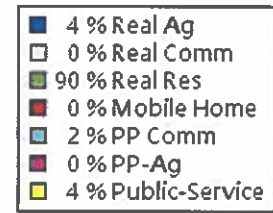

Retained TIF Value

Net Assessed Value 1,004,044

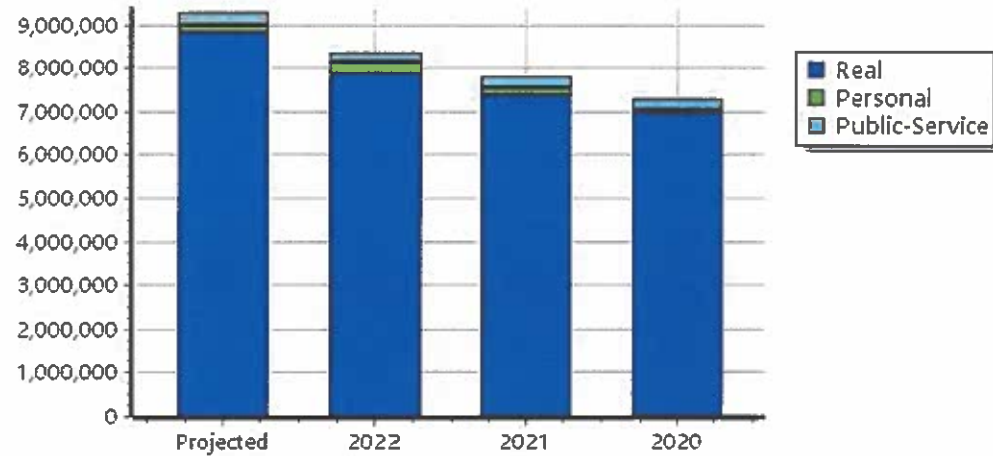
Net Assessed Under Protest

* Public Service Protests Values are not included on this report.

Real	Count	Value
Agricultural	62	380,642
Commercial	1	73,635
Residential	414	8,360,407
Total Real Value	477	8,814,684
Homestead	216	0
Veteran	12	0
Other	0	0
Total Exempt	234	0
TIF Increment Value		0
Net Assessed		8,814,684
Net Assessed Under Protest		
Senior Freeze	31	377,479
Capped Parcels	342	2,866,522



Personal	Count	Value
Agricultural	14	26,025
Commercial	30	109,610
Mobile Home	8	33,332
Total Personal	52	168,967
Total Exempt	3	0
TIF Increment Value		0
Net Assessed		168,967
Net Assessed Under Protest		



Public Service	Count	Value
Total PS Value	5	302,423
TIF Increment Value		0
Net Assessed		302,423

District Totals	
Total Gross Value	9,286,074
Homestead Loss	0
Other Exemption Loss	0
TIF Increment Value	0
Retained TIF Value	0
Net Assessed Value	9,286,074
Net Assessed Under Protest	

* Public Service Protests Values are not included on this report.

Real	Count	Value
Agricultural	0	0
Commercial	0	0
Residential	0	0
Total Real Value	0	0

Homestead	0	0
Veteran	0	0
Other	0	0
Total Exempt	0	0

TIF Increment Value

Net Assessed 0

Net Assessed Under Protest

Senior Freeze	0	0
Capped Parcels	0	0

Personal	Count	Value
Agricultural	0	0
Commercial	0	0
Mobile Home	0	0
Total Personal	0	0

Total Exempt 0

TIF Increment Value

Net Assessed 0

Net Assessed Under Protest

Public Service	Count	Value
Total PS Value	0	0

TIF Increment Value

Net Assessed 0

District Totals

Total Gross Value 0

Homestead Loss 0

Other Exemption Loss 0

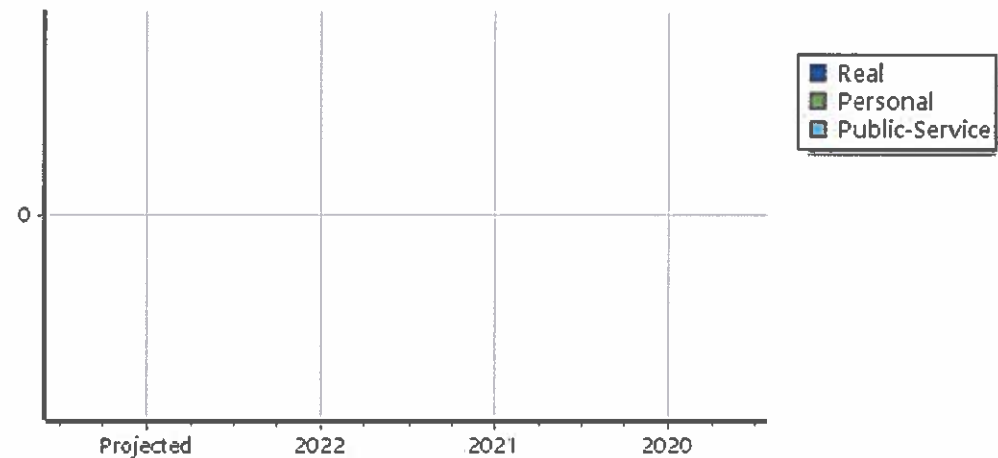
TIF Increment Value

Retained TIF Value

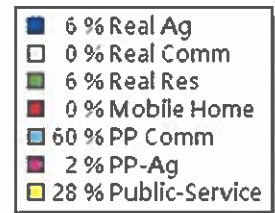
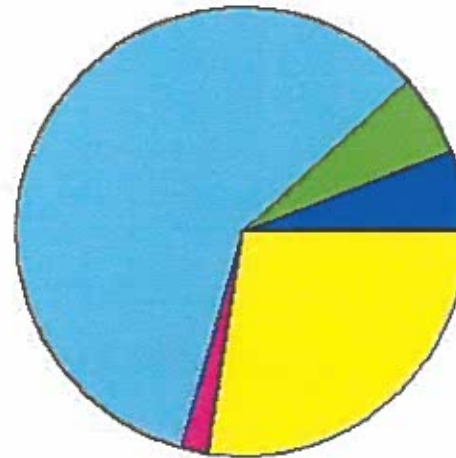
Net Assessed Value 0

Net Assessed Under Protest

* Public Service Protests Values are not included on this report.



Real	Count	Value
Agricultural	77	216,629
Commercial	0	0
Residential	15	208,561
Total Real Value	92	425,190
Homestead	13	14,000
Veteran	1	12,666
Other	0	0
Total Exempt	15	26,666



TIF Increment Value

Net Assessed 398,524

Net Assessed Under Protest

Senior Freeze	1	2,246
Capped Parcels	40	72,910

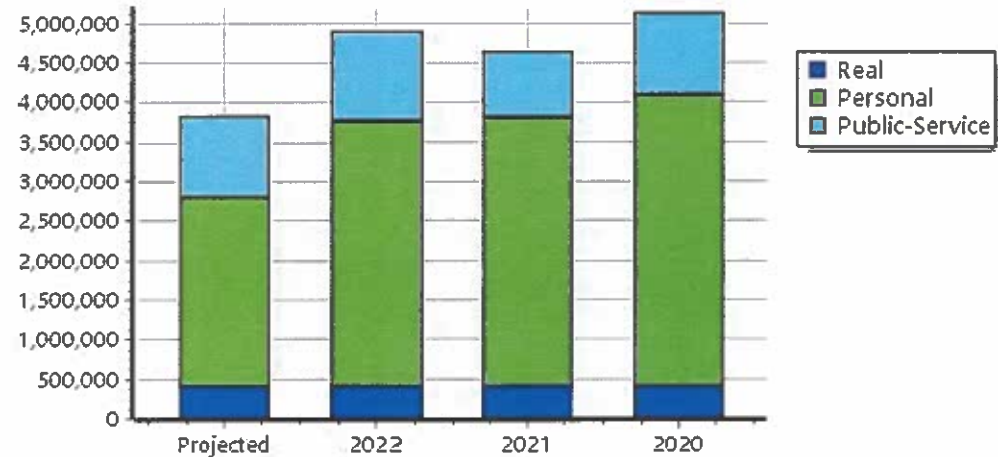
Personal	Count	Value
Agricultural	10	52,445
Commercial	10	2,328,515
Mobile Home	2	4,440
Total Personal	22	2,385,400
Total Exempt	0	0

TIF Increment Value

Net Assessed 2,385,400

Net Assessed Under Protest

Public Service	Count	Value
Total PS Value	6	1,040,988
TIF Increment Value		
Net Assessed		1,040,988



District Totals

Total Gross Value	3,851,578
Homestead Loss	14,000
Other Exemption Loss	12,666
TIF Increment Value	
Retained TIF Value	
Net Assessed Value	3,824,912

Net Assessed Under Protest

* Public Service Protests Values are not included on this report.

Real	Count	Value
Agricultural	9	12,397
Commercial	0	0
Residential	5	25,484
Total Real Value	14	37,881
Homestead	2	2,000
Veteran	0	0
Other	0	0
Total Exempt	2	2,000

TIF Increment Value

Net Assessed 35,881

Net Assessed Under Protest

Senior Freeze	1	10,178
Capped Parcels	6	35,373

Personal	Count	Value
Agricultural	1	1,229
Commercial	7	79,995
Mobile Home	2	8,291
Total Personal	10	89,515
Total Exempt	0	0

TIF Increment Value

Net Assessed 89,515

Net Assessed Under Protest

Public Service	Count	Value
Total PS Value	5	12,221

TIF Increment Value

Net Assessed 12,221

District Totals

Total Gross Value 139,617

Homestead Loss 2,000

Other Exemption Loss 0

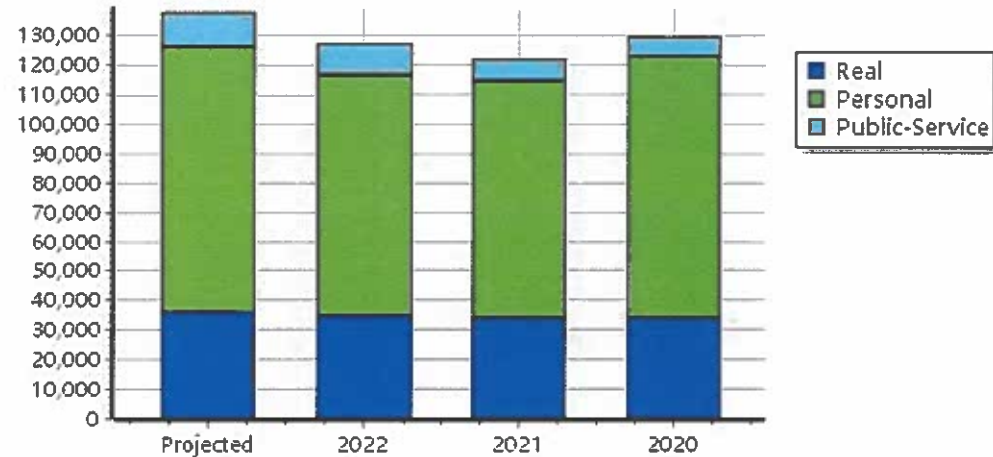
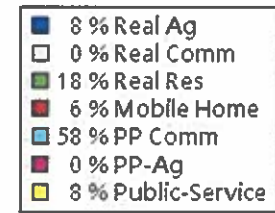
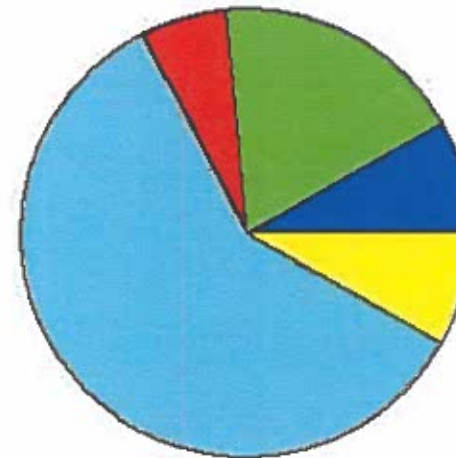
TIF Increment Value

Retained TIF Value

Net Assessed Value 137,617

Net Assessed Under Protest

* Public Service Protests Values are not included on this report.



Real	Count	Value
Agricultural	8	15,159
Commercial	0	0
Residential	0	0
Total Real Value	8	15,159
Homestead	0	0
Veteran	0	0
Other	0	0
Total Exempt	0	0

TIF Increment Value

Net Assessed 15,159

Net Assessed Under Protest

Senior Freeze	0	0
Capped Parcels	0	0

Personal	Count	Value
Agricultural	0	0
Commercial	4	434,220
Mobile Home	0	0
Total Personal	4	434,220
Total Exempt	0	0

TIF Increment Value

Net Assessed 434,220

Net Assessed Under Protest

Public Service	Count	Value
Total PS Value	2	2,242

TIF Increment Value

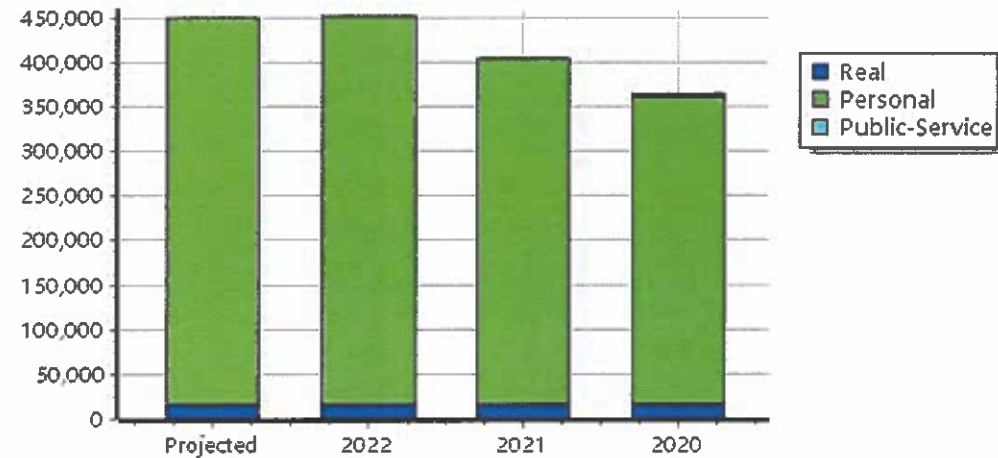
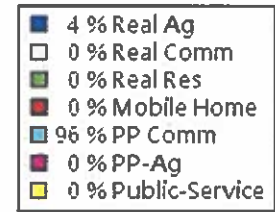

Net Assessed 2,242

District Totals

Total Gross Value	451,621
Homestead Loss	0
Other Exemption Loss	0
TIF Increment Value	
Retained TIF Value	
Net Assessed Value	451,621

Net Assessed Under Protest

* Public Service Protests Values are not included on this report.



Real	Count	Value
Agricultural	787	6,685,779
Commercial	239	15,015,917
Residential	8,703	209,635,463
Total Real Value	9,729	231,337,159
Homestead	4,197	4,224,750
Veteran	182	6,340,902
Other	0	0
Total Exempt	4,411	10,565,652

TIF Increment Value

Net Assessed 220,771,507

Net Assessed Under Protest

Senior Freeze	353	3,748,730
Capped Parcels	6,121	56,109,316

Personal	Count	Value
Agricultural	172	655,612
Commercial	432	11,361,746
Mobile Home	46	115,063
Total Personal	650	12,132,421
Total Exempt	16	5,833

TIF Increment Value

Net Assessed 12,126,588

Net Assessed Under Protest

Public Service	Count	Value
Total PS Value	45	7,548,995

TIF Increment Value

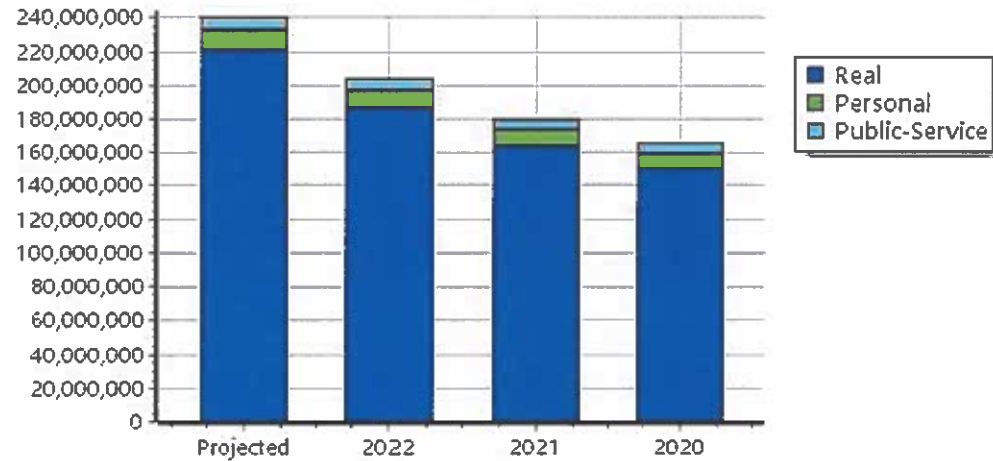
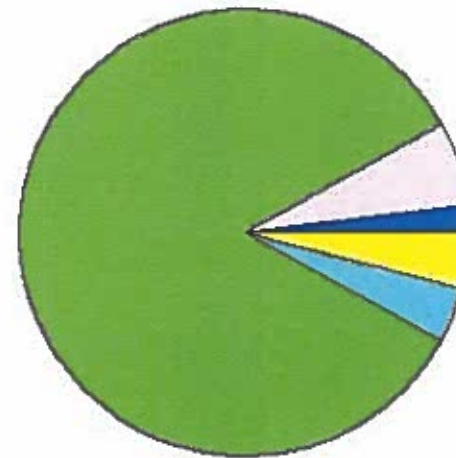
Net Assessed 7,548,995

District Totals

Total Gross Value	251,018,575
Homestead Loss	4,224,750
Other Exemption Loss	6,346,735
TIF Increment Value	
Retained TIF Value	
Net Assessed Value	240,447,090

Net Assessed Under Protest

* Public Service Protests Values are not included on this report.



Real	Count	Value
Agricultural	516	5,024,607
Commercial	859	105,526,911
Residential	20,903	441,561,637
Total Real Value	22,278	552,113,155

Homestead	10,552	10,664,145
Veteran	447	12,186,788
Other	2	60,000
Total Exempt	11,129	22,910,933

TIF Increment Value

Net Assessed 529,202,222

Net Assessed Under Protest

Senior Freeze	1,479	14,220,400
Capped Parcels	16,284	159,355,007

Personal	Count	Value
Agricultural	110	554,072
Commercial	1,242	65,622,143
Mobile Home	1,212	3,537,003
Total Personal	2,564	69,713,218

Total Exempt 29 24,778

TIF Increment Value

Net Assessed 69,688,440

Net Assessed Under Protest

Public Service	Count	Value
Total PS Value	53	28,828,279

TIF Increment Value

Net Assessed 28,828,279

District Totals

Total Gross Value	650,654,652
Homestead Loss	10,664,145
Other Exemption Loss	12,271,566

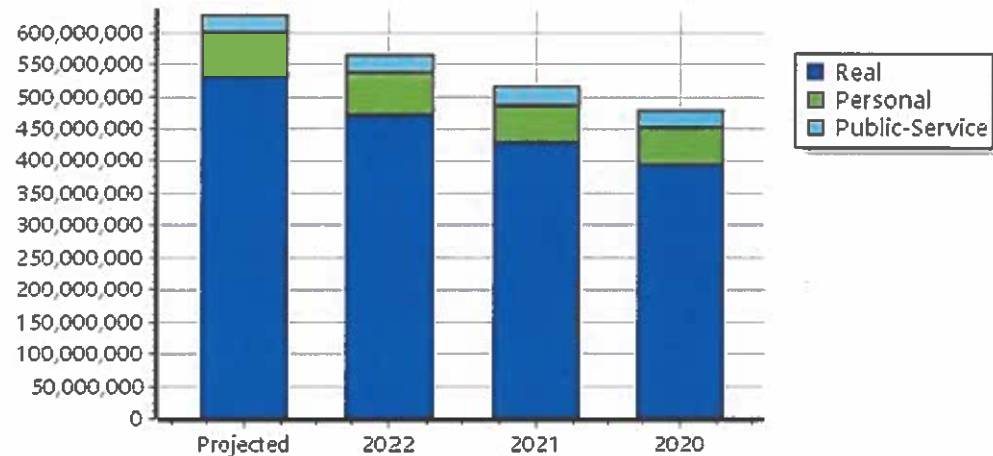
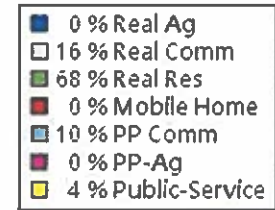
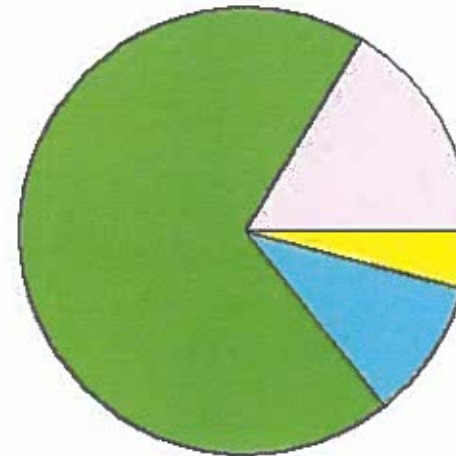
TIF Increment Value

Retained TIF Value


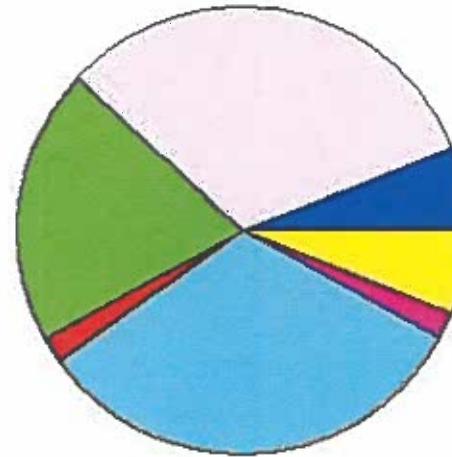
Net Assessed Value 627,718,941

Net Assessed Under Protest

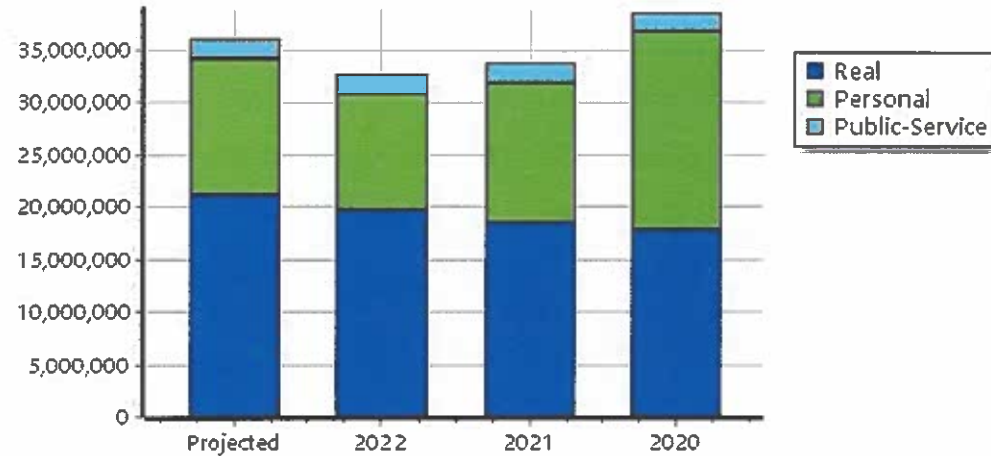
* Public Service Protests Values are not included on this report.



Real	Count	Value
Agricultural	288	2,001,614
Commercial	162	12,006,301
Residential	438	7,479,607
Total Real Value	888	21,487,522
Homestead	257	261,500
Veteran	8	169,883
Other	0	0
Total Exempt	270	431,383
TIF Increment Value		615,643
Net Assessed		20,440,496
Net Assessed Under Protest		
Senior Freeze	34	335,030
Capped Parcels	588	6,186,072



Personal	Count	Value
Agricultural	64	688,964
Commercial	243	11,822,422
Mobile Home	279	622,393
Total Personal	586	13,133,779
Total Exempt	12	5,829
TIF Increment Value		233,123
Net Assessed		12,894,827
Net Assessed Under Protest		
Public Service	Count	Value
Total PS Value	30	1,934,399
TIF Increment Value		0
Net Assessed		1,934,399



District Totals	
Total Gross Value	36,555,700
Homestead Loss	261,500
Other Exemption Loss	175,712
TIF Increment Value	848,766
Retained TIF Value	
Net Assessed Value	35,269,722
Net Assessed Under Protest	

TIF Project Summary						
Code	Description	Expires	Base Value	Increment Value	Retained Inc	Total Value
4	CROSSROADS POINTE	2099	52,840	848,766		901,606
Total TIF Valuation :			52,840	848,766	0	901,606

* Public Service Protests Values are not included on this report.

Real	Count	Value
Agricultural	302	2,715,770
Commercial	152	22,123,120
Residential	1,093	27,529,936
Total Real Value	1,547	52,368,826
Homestead	616	618,017
Veteran	38	1,463,688
Other	1	30,000
Total Exempt	658	2,111,705

TIF Increment Value

Net Assessed 50,257,121

Net Assessed Under Protest

Senior Freeze	67	750,169
Capped Parcels	1,133	22,080,288

Personal	Count	Value
Agricultural	152	676,052
Commercial	256	26,540,509
Mobile Home	122	476,628
Total Personal	530	27,693,189
Total Exempt	9	1,800

TIF Increment Value

Net Assessed 27,691,389

Net Assessed Under Protest

Public Service	Count	Value
Total PS Value	34	4,980,210

TIF Increment Value

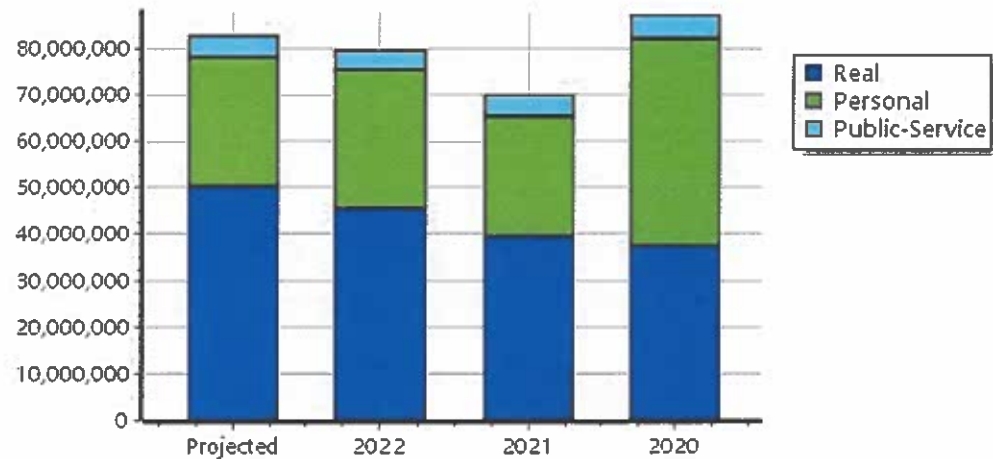
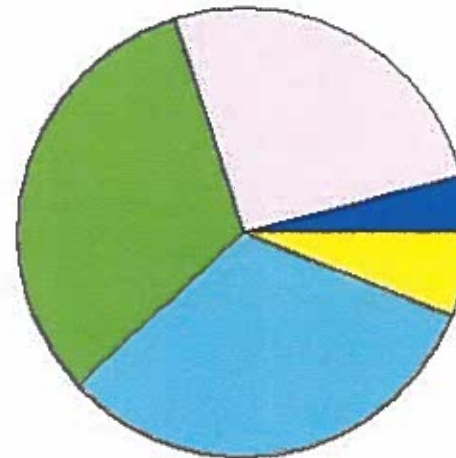
Net Assessed 4,980,210

District Totals

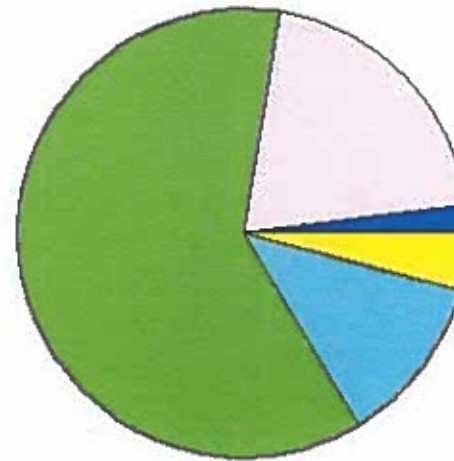
Total Gross Value	85,042,225
Homestead Loss	618,017
Other Exemption Loss	1,495,488
TIF Increment Value	
Retained TIF Value	
Net Assessed Value	82,928,720

Net Assessed Under Protest

* Public Service Protests Values are not included on this report.

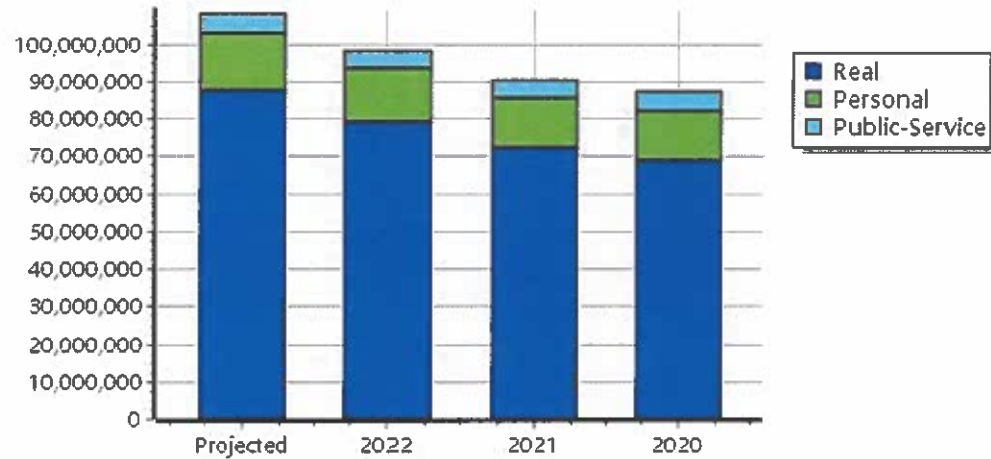


Real	Count	Value
Agricultural	244	1,920,129
Commercial	506	23,219,693
Residential	6,272	66,363,931
Total Real Value	7,022	91,503,753
Homestead	2,451	2,535,737
Veteran	81	1,427,249
Other	2	60,000
Total Exempt	2,631	4,022,986
TIF Increment Value		603,904
Net Assessed		86,876,863
Net Assessed Under Protest		
Senior Freeze	446	3,028,945
Capped Parcels	5,691	33,315,858



2 % Real Ag
20 % Real Comm
60 % Real Res
0 % Mobile Home
12 % PP Comm
0 % PP-Ag
4 % Public-Service

Personal	Count	Value
Agricultural	55	423,816
Commercial	546	14,599,384
Mobile Home	118	324,256
Total Personal	719	15,347,456
Total Exempt	10	8,223
TIF Increment Value		51,228
Net Assessed		15,288,005
Net Assessed Under Protest		
Public Service	Count	Value
Total PS Value	42	5,517,576
TIF Increment Value		0
Net Assessed		5,517,576



District Totals	
Total Gross Value	112,368,785
Homestead Loss	2,535,737
Other Exemption Loss	1,495,472
TIF Increment Value	655,132
Retained TIF Value	
Net Assessed Value	107,682,444
Net Assessed Under Protest	

TIF Project Summary						
Code	Description	Expires	Base Value	Increment Value	Retained Inc	Total Value
2	ORIGINAL TOWN EL RENO	2099	893,793	655,132		1,548,925
Total TIF Valuation :			893,793	655,132	0	1,548,925

* Public Service Protests Values are not included on this report.

Real	Count	Value
Agricultural	576	4,176,660
Commercial	55	2,958,264
Residential	558	7,652,399
Total Real Value	1,189	14,787,323
Homestead	345	348,333
Veteran	18	338,139
Other	0	0
Total Exempt	369	686,472

TIF Increment Value

Net Assessed 14,100,851

Net Assessed Under Protest

Senior Freeze	38	246,213
Capped Parcels	786	3,919,047

Personal	Count	Value
Agricultural	87	574,390
Commercial	113	20,537,237
Mobile Home	39	108,267
Total Personal	239	21,219,894
Total Exempt	14	2,616

TIF Increment Value

Net Assessed 21,217,278

Net Assessed Under Protest

Public Service	Count	Value
Total PS Value	40	3,820,403

TIF Increment Value

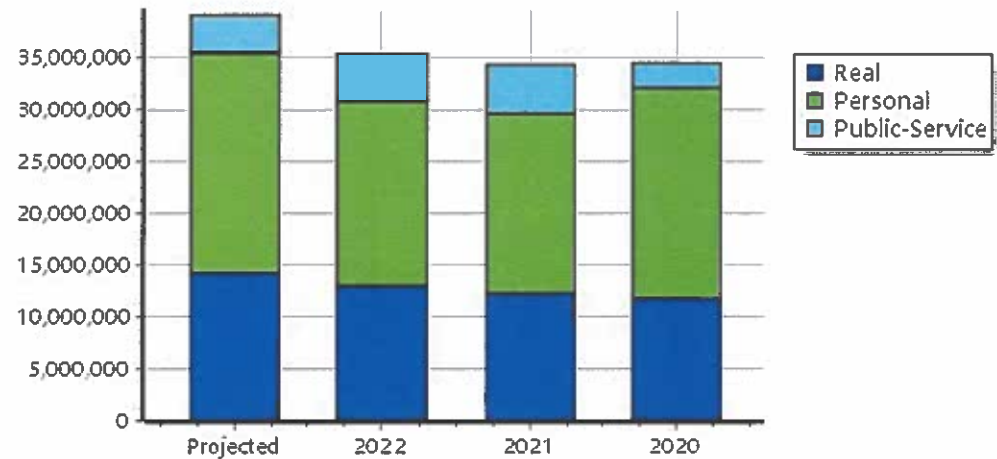
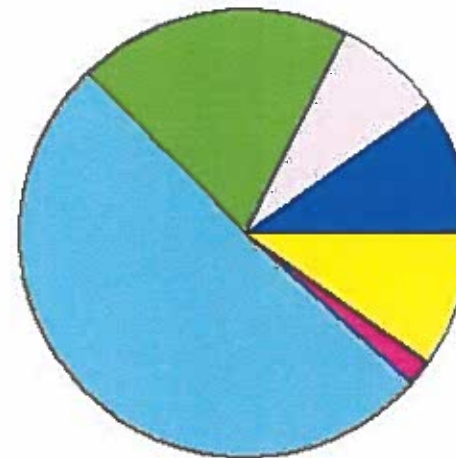
Net Assessed 3,820,403

District Totals

Total Gross Value	39,827,620
Homestead Loss	348,333
Other Exemption Loss	340,755
TIF Increment Value	
Retained TIF Value	
Net Assessed Value	39,138,532

Net Assessed Under Protest

* Public Service Protests Values are not included on this report.



Real	Count	Value
Agricultural	550	4,356,211
Commercial	828	129,042,742
Residential	25,861	565,019,921
Total Real Value	27,239	698,418,874
Homestead	12,920	13,037,428
Veteran	690	20,019,916
Other	2	59,893
Total Exempt	13,742	33,117,237

TIF Increment Value

Net Assessed 665,301,637

Net Assessed Under Protest

Senior Freeze	1,556	14,785,483
Capped Parcels	20,289	169,598,052

Personal	Count	Value
Agricultural	168	883,326
Commercial	1,235	42,082,246
Mobile Home	268	779,780
Total Personal	1,671	43,745,352
Total Exempt	52	73,313

TIF Increment Value

Net Assessed 43,672,039

Net Assessed Under Protest

Public Service	Count	Value
Total PS Value	41	22,291,825

TIF Increment Value

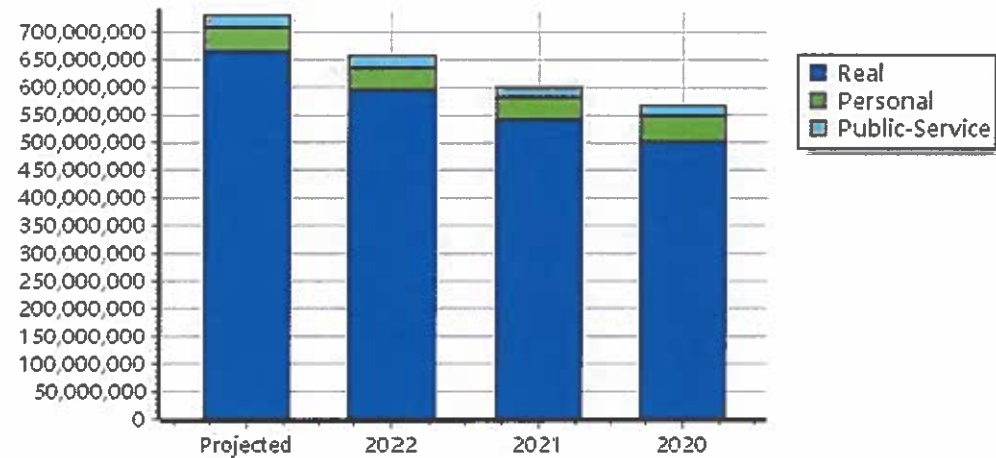
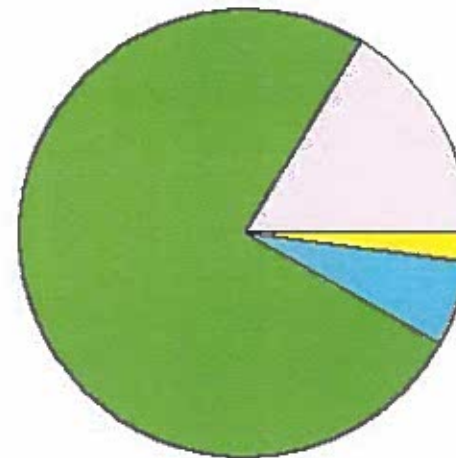
Net Assessed 22,291,825

District Totals

Total Gross Value	764,456,051
Homestead Loss	13,037,428
Other Exemption Loss	20,153,122
TIF Increment Value	
Retained TIF Value	
Net Assessed Value	731,265,501

Net Assessed Under Protest

* Public Service Protests Values are not included on this report.



Real	Count	Value
Agricultural	410	2,749,206
Commercial	14	555,661
Residential	215	2,784,133
Total Real Value	639	6,089,000
Homestead	147	147,668
Veteran	3	94,202
Other	0	0
Total Exempt	153	241,870

TIF Increment Value

Net Assessed 5,847,130

Net Assessed Under Protest

Senior Freeze	19	163,890
Capped Parcels	366	2,050,597

Personal	Count	Value
Agricultural	86	427,721
Commercial	78	20,320,773
Mobile Home	25	104,037
Total Personal	189	20,852,531
Total Exempt	17	3,220

TIF Increment Value

Net Assessed 20,849,311

Net Assessed Under Protest

Public Service	Count	Value
Total PS Value	22	1,503,390

TIF Increment Value

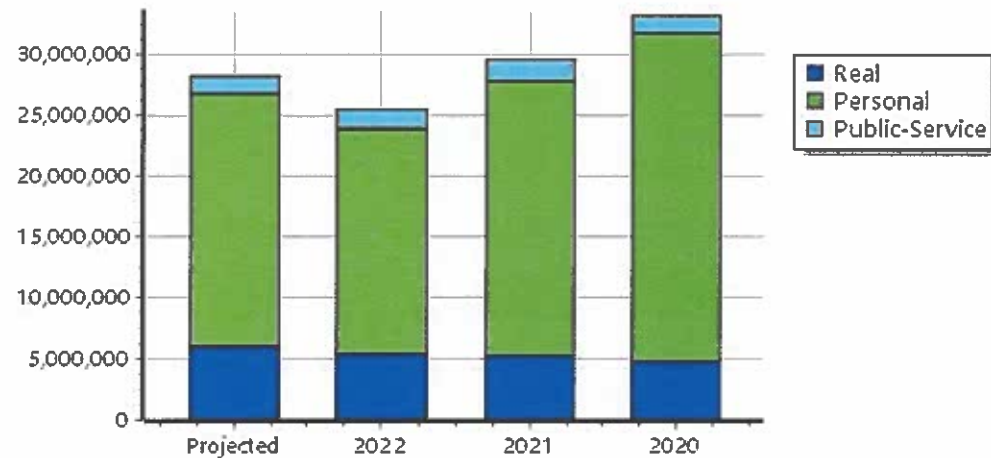
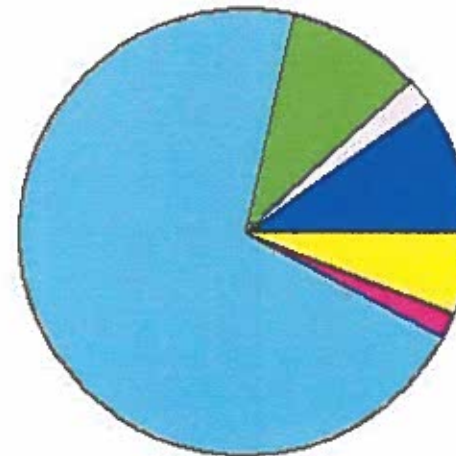
Net Assessed 1,503,390

District Totals

Total Gross Value	28,444,921
Homestead Loss	147,668
Other Exemption Loss	97,422
TIF Increment Value	
Retained TIF Value	
Net Assessed Value	28,199,831

Net Assessed Under Protest

* Public Service Protests Values are not included on this report.



Real	Count	Value
Agricultural	655	3,699,239
Commercial	61	2,220,973
Residential	394	2,979,237
Total Real Value	1,110	8,899,449
Homestead	169	170,059
Veteran	5	65,407
Other	0	0
Total Exempt	176	235,466

TIF Increment Value

Net Assessed 8,663,983

Net Assessed Under Protest

Senior Freeze	20	141,155
Capped Parcels	568	3,042,126

Personal	Count	Value
Agricultural	87	702,928
Commercial	97	62,932,601
Mobile Home	33	119,591
Total Personal	217	63,755,120
Total Exempt	11	2,897

TIF Increment Value

Net Assessed 63,752,223

Net Assessed Under Protest

Public Service	Count	Value
Total PS Value	29	13,153,095

TIF Increment Value

Net Assessed 13,153,095

District Totals

Total Gross Value	85,807,664
Homestead Loss	170,059
Other Exemption Loss	68,304

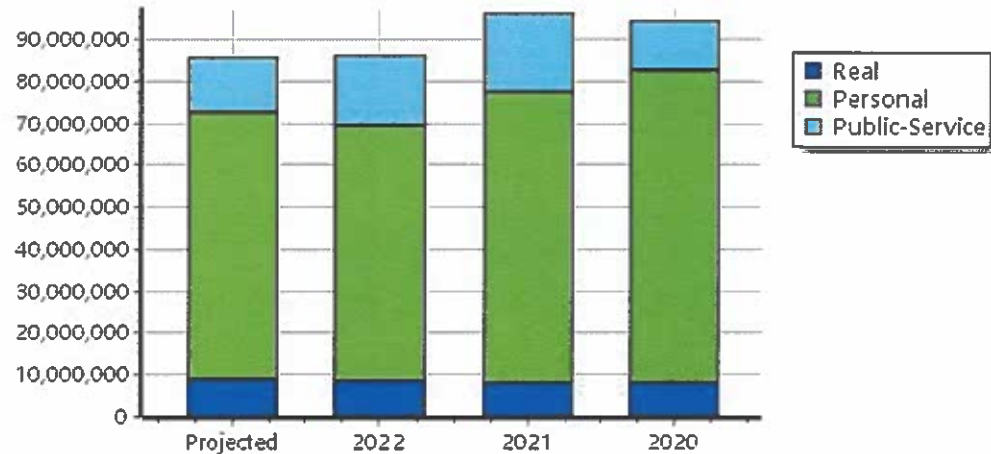

TIF Increment Value

Retained TIF Value

Net Assessed Value 85,569,301

Net Assessed Under Protest

* Public Service Protests Values are not included on this report.



Real	Count	Value
Agricultural	365	1,880,216
Commercial	22	600,139
Residential	143	927,563
Total Real Value	530	3,407,918
Homestead	72	72,125
Veteran	2	18,879
Other	0	0
Total Exempt	75	91,004

TIF Increment Value

Net Assessed 3,316,914

Net Assessed Under Protest

Senior Freeze	12	67,755
Capped Parcels	282	1,023,994

Personal	Count	Value
Agricultural	41	391,877
Commercial	25	12,464,202
Mobile Home	13	44,097
Total Personal	79	12,900,176
Total Exempt	7	1,263

TIF Increment Value

Net Assessed 12,898,913

Net Assessed Under Protest

Public Service	Count	Value
Total PS Value	16	1,831,096

TIF Increment Value

Net Assessed 1,831,096

District Totals

Total Gross Value	18,139,190
Homestead Loss	72,125
Other Exemption Loss	20,142

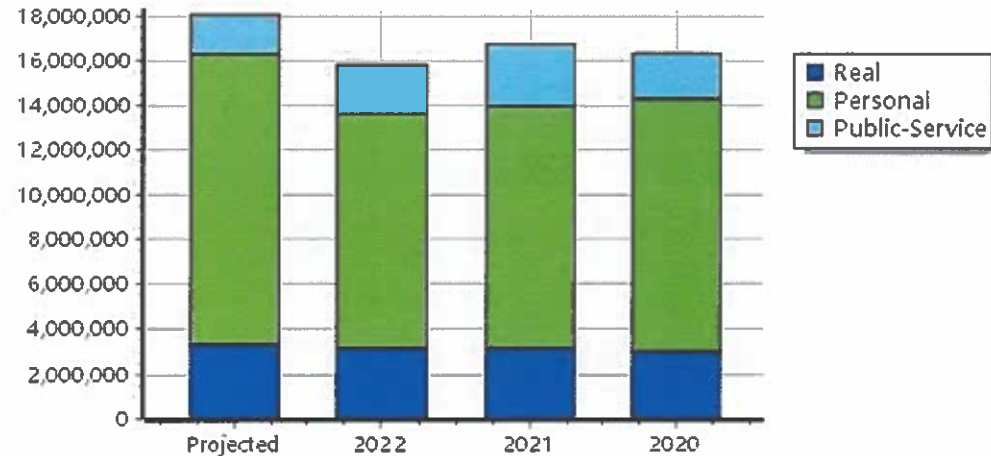
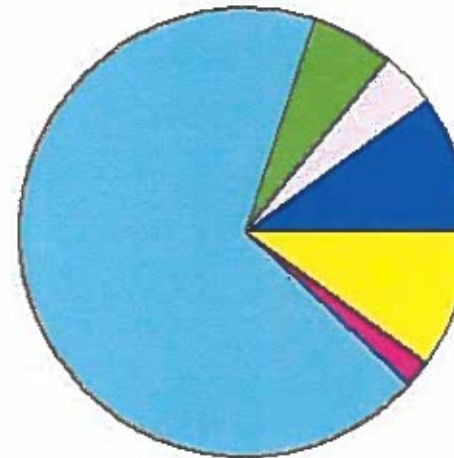
TIF Increment Value

Retained TIF Value

Net Assessed Value 18,046,923

Net Assessed Under Protest

* Public Service Protests Values are not included on this report.



Real	Count	Value
Agricultural	1	33,403
Commercial	0	0
Residential	48	978,899
Total Real Value	49	1,012,302
Homestead	16	17,000
Veteran	0	0
Other	0	0
Total Exempt	17	17,000

TIF Increment Value

Net Assessed 995,302

Net Assessed Under Protest

Senior Freeze	2	12,820
Capped Parcels	38	136,537

Personal	Count	Value
Agricultural	1	701
Commercial	5	5,593
Mobile Home	0	0
Total Personal	6	6,294
Total Exempt	0	0

TIF Increment Value

Net Assessed 6,294

Net Assessed Under Protest

Public Service	Count	Value
Total PS Value	6	2,448

TIF Increment Value

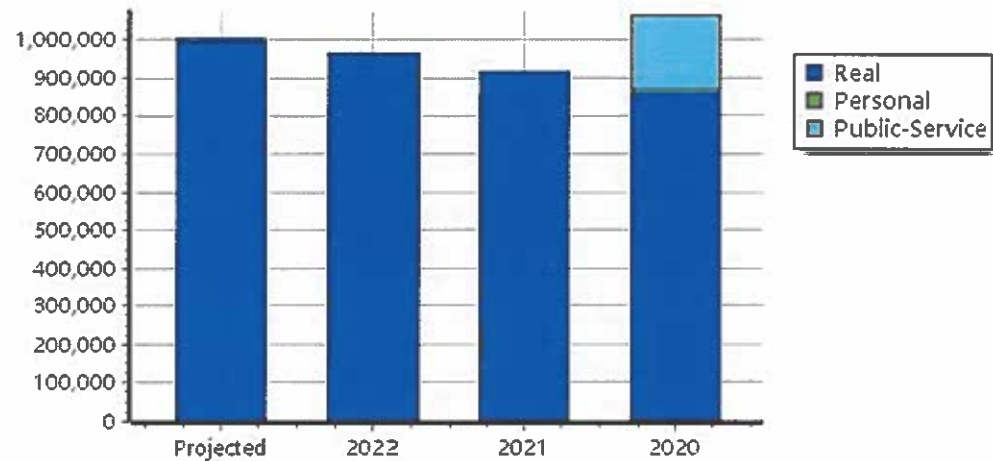
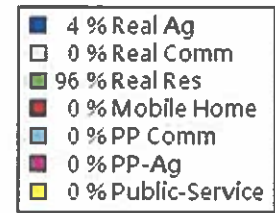

Net Assessed 2,448

District Totals

Total Gross Value	1,021,044
Homestead Loss	17,000
Other Exemption Loss	0
TIF Increment Value	
Retained TIF Value	
Net Assessed Value	1,004,044

Net Assessed Under Protest

* Public Service Protests Values are not included on this report.



Real	Count	Value
Agricultural	504	3,398,801
Commercial	49	1,611,282
Residential	267	3,398,370
Total Real Value	820	8,408,453
Homestead	160	161,000
Veteran	1	15,109
Other	0	0
Total Exempt	162	176,109

TIF Increment Value

Net Assessed 8,232,344

Net Assessed Under Protest

Senior Freeze	12	87,858
Capped Parcels	456	2,610,089

Personal	Count	Value
Agricultural	117	1,134,970
Commercial	88	25,564,169
Mobile Home	38	77,700
Total Personal	243	26,776,839
Total Exempt	20	5,103

TIF Increment Value

Net Assessed 26,771,736

Net Assessed Under Protest

Public Service	Count	Value
Total PS Value	25	1,814,939

TIF Increment Value

Net Assessed 1,814,939

District Totals

Total Gross Value	37,000,231
Homestead Loss	161,000
Other Exemption Loss	20,212

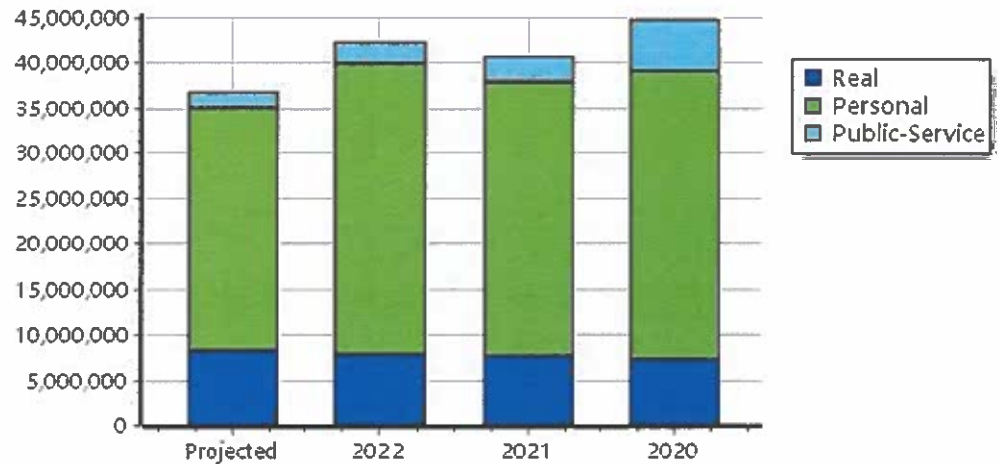
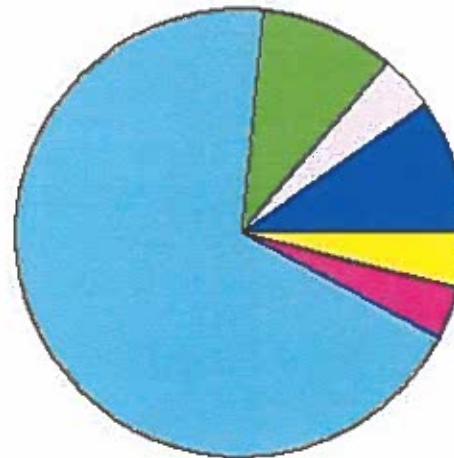
TIF Increment Value

Retained TIF Value

Net Assessed Value 36,819,019

Net Assessed Under Protest

* Public Service Protests Values are not included on this report.



Real	Count	Value
Agricultural	469	2,922,386
Commercial	13	595,444
Residential	1,029	3,446,180
Total Real Value	1,511	6,964,010
Homestead	206	213,074
Veteran	7	36,184
Other	0	0
Total Exempt	225	249,258

TIF Increment Value

Net Assessed 6,714,752

Net Assessed Under Protest

Senior Freeze	41	124,766
Capped Parcels	783	1,401,680

Personal	Count	Value
Agricultural	56	581,072
Commercial	33	11,017,138
Mobile Home	69	273,597
Total Personal	158	11,871,807
Total Exempt	4	800

TIF Increment Value

Net Assessed 11,871,007

Net Assessed Under Protest

Public Service	Count	Value
Total PS Value	15	1,720,043

TIF Increment Value

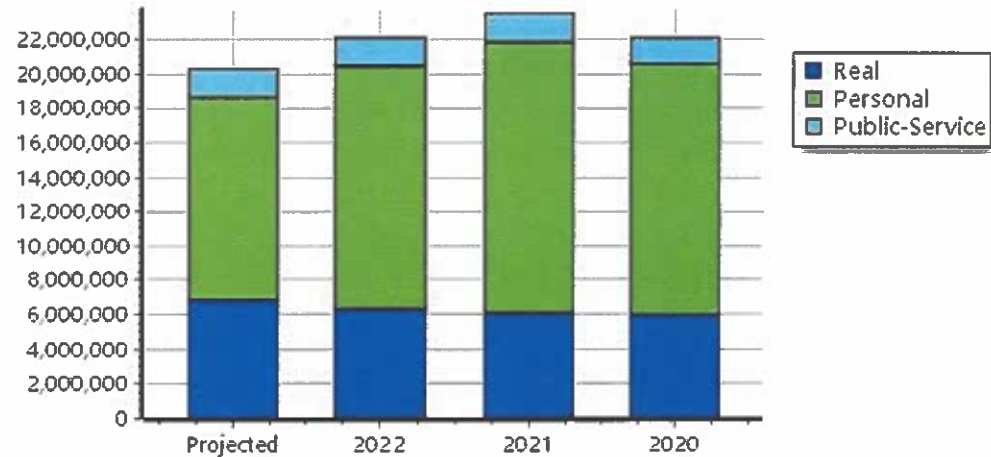
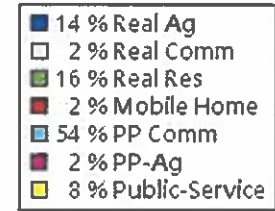
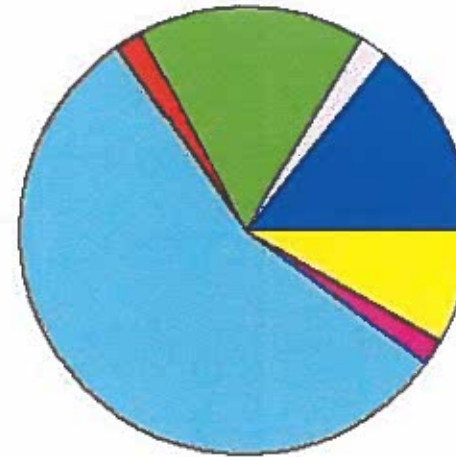
Net Assessed 1,720,043

District Totals

Total Gross Value	20,555,860
Homestead Loss	213,074
Other Exemption Loss	36,984
TIF Increment Value	
Retained TIF Value	
Net Assessed Value	20,305,802

Net Assessed Under Protest

* Public Service Protests Values are not included on this report.



Real	Count	Value
Agricultural	592	3,445,815
Commercial	36	2,721,237
Residential	264	3,216,379
Total Real Value	892	9,383,431
Homestead	162	161,000
Veteran	3	65,296
Other	0	0
Total Exempt	165	226,296

TIF Increment Value

Net Assessed 9,157,135

Net Assessed Under Protest

Senior Freeze	19	105,298
Capped Parcels	462	2,430,155

Personal	Count	Value
Agricultural	87	625,642
Commercial	110	44,440,999
Mobile Home	32	135,752
Total Personal	229	45,202,393
Total Exempt	15	8,213

TIF Increment Value

Net Assessed 45,194,180

Net Assessed Under Protest

Public Service	Count	Value
Total PS Value	33	15,130,220

TIF Increment Value

Net Assessed 15,130,220

District Totals

Total Gross Value	69,716,044
Homestead Loss	161,000
Other Exemption Loss	73,509

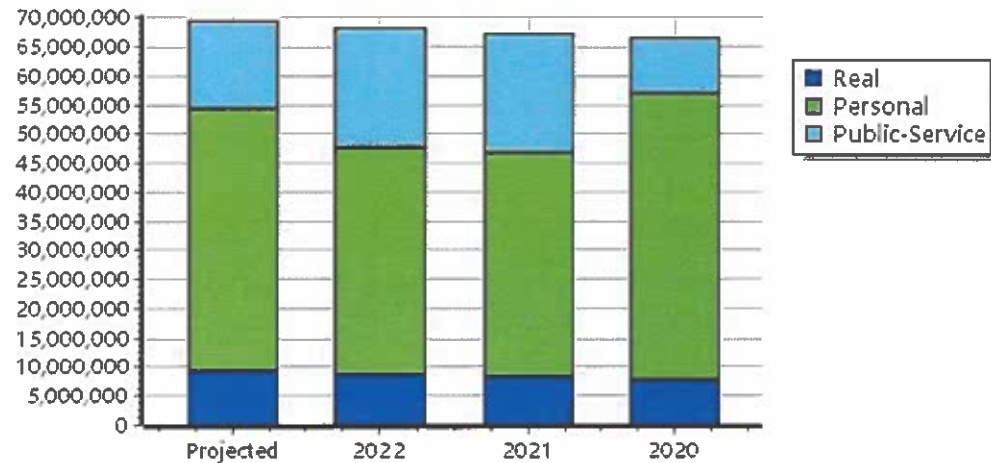
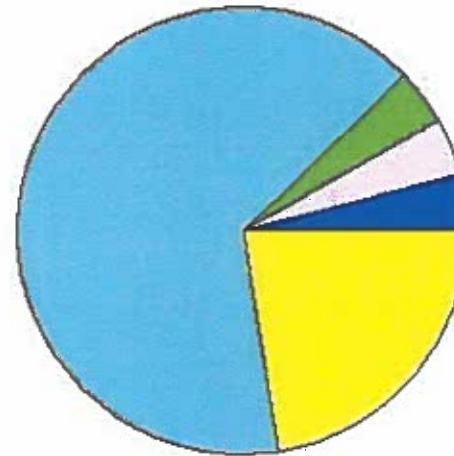
TIF Increment Value

Retained TIF Value

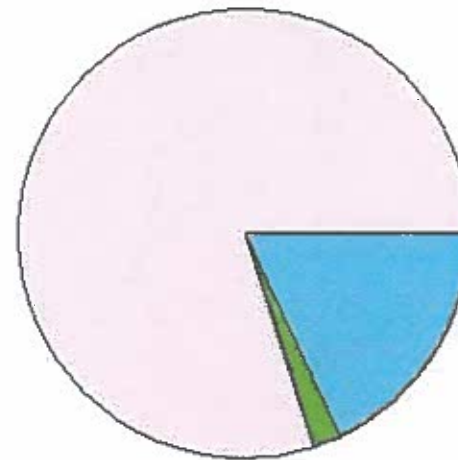
Net Assessed Value 69,481,535

Net Assessed Under Protest

* Public Service Protests Values are not included on this report.

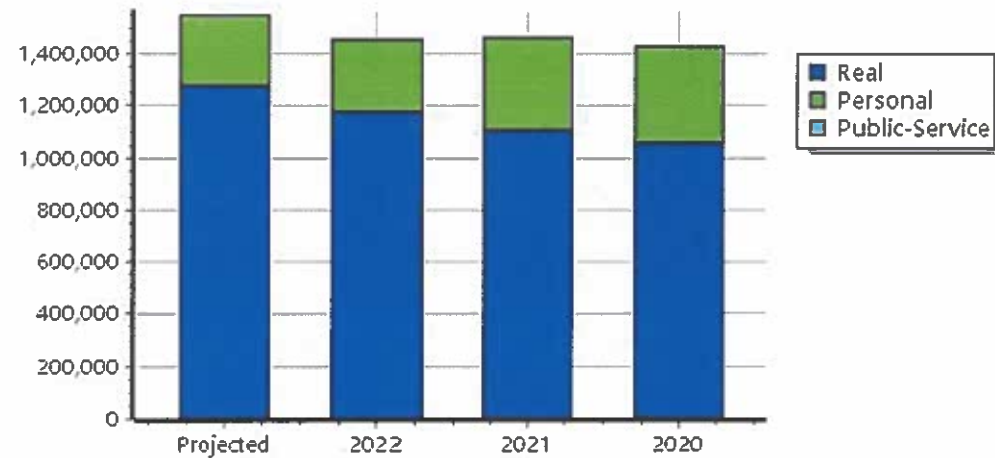


Real	Count	Value
Agricultural	0	0
Commercial	92	1,238,589
Residential	4	33,085
Total Real Value	96	1,271,674
Homestead	1	1,000
Veteran	0	0
Other	0	0
Total Exempt	1	1,000
TIF Base/Retained Value		666,770
Net Assessed		603,904
Net Assessed Under Protest		
Senior Freeze	0	0
Capped Parcels	105	1,300,630



0 % Real Ag
80 % Real Comm
2 % Real Res
0 % Mobile Home
18 % PP Comm
0 % PP-Ag
0 % Public-Service

Personal	Count	Value
Agricultural	0	0
Commercial	101	278,251
Mobile Home	0	0
Total Personal	101	278,251
Total Exempt	0	0
TIF Base/Retained Value		227,023
Net Assessed		51,228
Net Assessed Under Protest		
Public Service	Count	Value
Total PS Value	0	0
TIF Base/Retained Value		0
Net Assessed		0

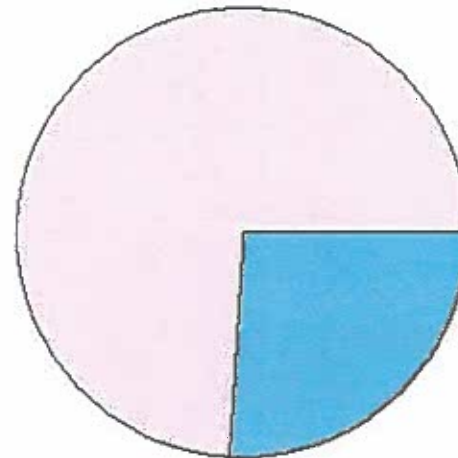


District Totals	
Total Gross Value	1,549,925
Homestead Loss	1,000
Other Exemption Loss	0
TIF Base Value	893,793
Base Retained Value	
Net Assessed Value	655,132
Net Assessed Under Protest	

TIF Project Summary						
Code	Description	Expires	Base Value	Increment Value	Retained Inc	Total Value
2	ORIGINAL TOWN EL RENO	2099	893,793	655,132		1,548,925
Total TIF Valuation :			893,793	655,132	0	1,548,925

* Public Service Protests Values are not included on this report.

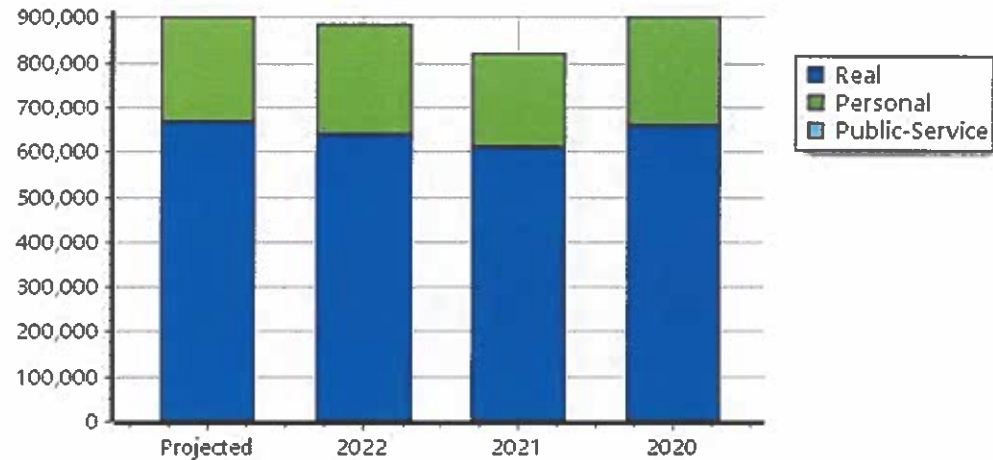
Real	Count	Value
Agricultural	1	316
Commercial	13	665,984
Residential	1	2,183
Total Real Value	15	668,483
Homestead	0	0
Veteran	0	0
Other	0	0
Total Exempt	0	0



0 % Real Ag
74 % Real Comm
0 % Real Res
0 % Mobile Home
26 % PP Comm
0 % PP-Ag
0 % Public-Service

TIF Base/Retained Value	52,840
Net Assessed	615,643
Net Assessed Under Protest	
Senior Freeze	0
Capped Parcels	4
	190,433

Personal	Count	Value
Agricultural	0	0
Commercial	7	233,123
Mobile Home	0	0
Total Personal	7	233,123
Total Exempt	0	0



TIF Base/Retained Value	0
Net Assessed	233,123
Net Assessed Under Protest	

Public Service	Count	Value
Total PS Value	0	0
TIF Base/Retained Value		0
Net Assessed		0

District Totals	
Total Gross Value	901,606
Homestead Loss	0
Other Exemption Loss	0
TIF Base Value	52,840
Base Retained Value	
Net Assessed Value	848,766
Net Assessed Under Protest	

* Public Service Protests Values are not included on this report.

TIF Project Summary						
Code	Description	Expires	Base Value	Increment Value	Retained Inc	Total Value
4	CROSSROADS POINTE	2099	52,840	848,766		901,606
Total TIF Valuation :			52,840	848,766	0	901,606